



LIST PRICING



**EFFECTIVE
MARCH 1, 2007**

ADDEN
▲ FURNITURE ▲

www.addenfurniture.com



C O N T E N T S S U M M A R Y

CASEGOODS	10
GENERAL INFORMATION	6
HEALTHBEDS & ACCESSORIES . .	86
INDEX	258
MATTRESSES & BOXSPRINGS . .	90
SEATING	94
TABLES	216
TERMS & CONDITIONS	8



TABLE OF CONTENTS

CASEGOODS.....	10
SOLID OAK CASEGOODS.....	10
WILTON.....	10
PASSAGES.....	18
ROOMMATE	24
POLYMER/LAMINATE CASEGOODS.....	56
POLYNNIUM.....	56
SOLID/VENEER CASEGOODS.....	60
GRADUATE.....	60
MISSION.....	68
SHAKER.....	76
VENEER/LAMINATE CASEGOODS.....	80
ROOMMATE/CL.....	80
HEALTHBEDS & ACCESSORIES.....	86
HEALTH BEDS.....	86
HEALTH BEDS ACCESSORIES.....	86
BED ENDS.....	88
OVERBED TABLES.....	88
MATTRESSES & BOXSPRINGS.....	90
BOXSPRINGS.....	90
MATTRESSES.....	90
MATTRESS & BOXSPRING SETS.....	92
SEATING.....	94
FULLY UPHOLSTERED SEATING.....	94
BRISTOL.....	94
CAMDEN.....	96
EXETER.....	100
KENSINGTON.....	106
LENOX.....	108
MANCHESTER.....	110
ORSAY LOUNGE.....	112
RENAISSANCE LOUNGE.....	114
SOMERSET LOUNGE.....	116

STAFFORD.....	120
WESTMINSTER.....	124
WOOD FRAMED SEATING.....	126
COMMON AREA CHAIRS.....	126
MARCO.....	132
MARCO PUBLIC AREA SEATING.....	134
MISSION LOUNGE.....	136
ORSAY BARIATRIC SEATING.....	138
ORSAY PUBLIC AREA SEATING.....	140
PATIENT CHAIRS.....	148
ROCKERS.....	150
PROFILE ROUNDER.....	154
PUBLIC AREA SEATING BENCHES.....	156
RENAISSANCE PUBLIC AREA SEATING.....	158
ROUNDER.....	166
SIDE AND STACK CHAIRS.....	170
SOMERSET PUBLIC AREA SEATING.....	176
TWO-POSITION CHAIRS.....	186
METAL FRAMED STACKING SEATING.....	194
EVERYWHERE / BREEZE.....	194
EVERYWHERE / BLITZ.....	202
EVERYWHERE / STORM.....	210
TABLES.....	216
COMMON AREA	216
PUBLIC AREA SEATING.....	222
SOLID OAK.....	224
GRADUATE.....	224
GROTON.....	226
MISSION.....	234
PARSONS.....	238
PROFILE.....	242
UTILITY.....	245



GENERAL INFORMATION

WOODS AND FINISHES

All wood items are constructed of solid oak unless otherwise specified. Other woods are available but cost and delivery schedules vary from standard oak.

Standard finish is a natural catalyzed lacquer. Note separate prices for standard stains for casegoods and tables.

Custom finishes to match customer requirements may be available for orders that exceed \$10,000 list (finish sample must be submitted to Adden for approval). Items must be priced from the appropriate stain category, plus a lump sum charge of \$195 Net (per order per stain) for custom matching. Custom stain charges for orders under \$10,000 must be quoted by the factory.

WOOD FURNITURE CARE

Care of all of our wood furniture should be restricted to cleaning with a soft cloth moistened in a solution of warm water and a very mild detergent. This may be done as often as needed with no effect on the finish. In case of ballpoint pen or magic marker, very occasional cleaning can be done with a soft cloth moistened with alcohol, lacquer thinner or any other solvent. Use of solvent should, of course, be limited since it can wear away the finish when done frequently and over a long period of time.

LAMINATE TOPS

Items offered with matching laminate tops may be ordered in other colors or patterns for quantities of twenty-five (25) or more. However, delivery times may be extended and a price upcharge may be applicable.

COVERING MATERIALS

C.O.M. prices include labor to apply Customer's Own Material, but not the cost of the material. Prices for furniture upholstered in Adden graded fabrics are indicated in this price list.

C.O.M. coverings must be approved by Adden prior to acceptance of an order. Upon approval, a sample swatch must accompany the order. Adden Furniture assumes no responsibility for wear, defects, or performance of C.O.M. coverings. Special instructions for handling materials (patterns, directional stripes, etc.) must be submitted in writing before the fabric is delivered. In the absence of special instructions, we reserve the right to use our judgement. We also reserve the right to reject any covering material that we consider unsuitable for upholstery purposes.

Yardage requirements are based on 54" wide covering material and must be increased for material less than 54" wide. Additional yardage may also be needed if pattern matching is required. Though every effort will be made to accurately estimate yardage required for C.O.M. material, Adden accepts no responsibility when additional yardage is required.

All C.O.M. coverings are to be shipped freight prepaid to: Adden Furniture, Inc.
104 First Street NW
Hildebran, NC 28637

The outside of each package must be labeled with the Adden acknowledgement number, the customer's name and purchase order number.

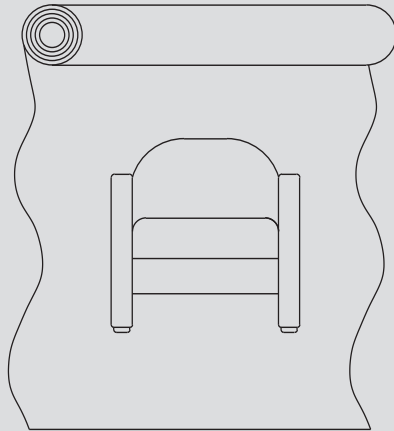
C.O.M. YARDAGE CHART

RAILROAD REPEAT

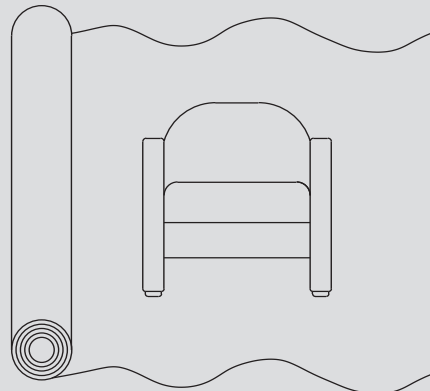
Fabric Width	Plain Fabric	1-5"	6-9"	10-13"	14-20"	21-27"	28-34"
54"	0%	+10%	15%	+20%	+25%	+30%	+35%
50"	+15%	+15%	+20%	+25%	+30%	+35%	+40%
48"	+20%	+20%	+25%	+30%	+35%	+40%	+45%

UP THE ROLL REPEAT

Fabric Width	Plain Fabric	1-5"	6-9"	10-13"	14-20"	21-27"	28-34"
54"	0%	+15%	+20%	+25%	+30%	+35%	+40%
50"	+15%	+20%	+25%	+30%	+35%	+40%	+45%
48"	+20%	+25%	+30%	+35%	+40%	+45%	+50%



UP THE ROLL



RAILROAD

For double repeat, use 50" fabric width.

Fire code requirements other than Cal 117 for foam or coverings must be noted on orders. There is an additional charge to meet the requirements of California 133 Fire code. Yardage requirements are listed in this price list. All fabrics must be pre-approved for CAL 133 usage.



TERMS AND CONDITIONS

PRICE

All prices are F.O.B. factory and do not include cartoning, shipping, taxes or installation. Title to merchandise shall pass to the customer upon delivery by Adden Furniture to the carrier. We reserve the right to change prices without notice. Prices should be confirmed with your local representative or with the Adden Furniture home office before placing an order. Price list effective March 15, 2004, replacing and superseding all previous Adden Furniture Price Lists.

TERMS

Net thirty (30) days from date of invoice. A deposit or pre-payment may be required on any order at the discretion of Adden Furniture. All custom/non-standard products are subject to a 50% advance deposit. An interest charge of 1½% per month will be added to accounts due over 30 days. Customer will also be liable for normal collection costs and attorney's fees.

ORDERS

All orders must be in writing and are accepted by Adden Furniture only upon issuance of a written acknowledgement. All orders are subject to the terms and conditions set forth herein and on the back of the acknowledgement. Be sure to check the acknowledgement to assure that all order details and prices are correct. In a continuing effort to improve product performance, Adden Furniture reserves the right to make design changes and modifications without prior notice.

CREDIT

Adden Furniture invites customers to open accounts. Enclose one bank reference and three trade references with initial order. Adden reserves the right to cancel or change credit terms at its discretion and to request advance payment at any time.

CHANGES AND CANCELLATIONS

Any request for change or cancellation must be submitted in writing and received in time to be implemented. No change or cancellation will become effective until accepted and confirmed by Adden in writing. Special-order components and upholstered components already in production are not subject to cancellation. Upholstered components are considered to be in production once the covering is cut. A cancellation charge may be imposed. Orders for custom/non-standard product are not cancelable.

RETURNS

No merchandise may be returned without written authorization and shipping instructions, provided that goods shipped are as acknowledged. Authorized returns are subject to a restocking charge of 25%. Custom/non-standard items are not returnable.

SHIPPING

Unless complete instructions as to shipping method and routing are given, Adden Furniture will ship at our discretion the way we judge best. Carrier will be selected based on their ability to best meet particular requirements of the order involved. Certain items are only shipped blanket wrapped. We reserve the right to make partial shipments as merchandise becomes ready and invoices covering these shipments are to be paid as they fall due. All cartoning charges are additional.

STORAGE

When merchandise is ready and customer is unwilling or unable to accept delivery, Adden Furniture reserves the right to transfer goods to storage at customer's risk and expense. Costs of storage will be charged to the customer's account and we will deem such transfer as constituting shipment, including invoicing as date of transfer is made.

CARTONING CHARGES

Although Adden Furniture's primary means of shipment is by blanket-wrapped carrier, cartoning is available for most items - see our additional charges in the price list. Cartoning charges will automatically be included on acknowledgements for all orders less than \$2,500 list. Cartoning charges will not be invoiced to the customer if timely blanket-wrapped shipment can be arranged. All Stable Base Rockers are shipped cartoned.

CLAIMS

Adden Furniture is not responsible for damage suffered in transit, or for damage incurred by shipments made via common carrier or 3rd party. Freight claims are the customer's responsibility. Before accepting merchandise from carrier, examine it carefully before signing and note any loss or damage on Bill of Lading. Claims for damage or shortage must be made within five days after delivery. Neither Adden Furniture nor the carrier will be responsible for concealed damage claims if shipments are left unopened. Notification of concealed damages must be made to the delivering carrier within 15 days after delivery of merchandise. All replacement orders for freight damaged merchandise must be accompanied by a completed carrier inspection report.

WARRANTY

Adden Furniture, Inc. guarantees our furniture against structural failure under normal indoor use for a period of five (5) years. Fabric, foam and sleep bed mechanisms are guaranteed for one year from the date of delivery. Mattresses carry the ten (10) year declining warranty of the manufacturer. Drawer slides carry a lifetime warranty.

Under this warranty, Adden Furniture will, at its option, either replace or repair furniture returned to it or will supply the customer with replacement parts.



W I L T O N

NOTE: Due to solid wood construction, items are inventoried in Natural.
Minimum 25 units each required for finishes other than Natural and may extend lead time.

RM301S *Wardrobe w/2 Doors, Shelf*

24"d x 36"w x 76"h

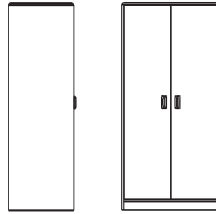
OPTIONS:
LOCKDSB

MR1424

MR1448

RMOTB

RMOTBM



RM301S

Constructed of solid planked oak with oak veneered back panel, hinged doors and hanger rod.
Weight 190.

Cylinder Lock w/Slide Bolts (2-Door Wardrobe)
Frameless Mirror, Safety Back (Field Installed):

14" x 24"

14" x 48"

Towel Bar (Field Installed):

Oak

Metal

RM320 *TV/VCR Cabinet w/2 Doors, Pull Out Shelf, 3-Drawer Bottom Chest*

24"d x 36"w x 59"h



RM320

Constructed of solid planked oak with oak veneered back panel, two hinged doors and 3-drawer chest.
Weight 180.

RM380 *TV/VCR Cabinet w/2 Doors, Pull Out Shelf, 2 Adjustable Shelves & 3-Drawer Bottom Chest*

24"d x 36"w x 76"h



RM380

Details as above with two adjustable shelves.
Weight 200.

OPTIONS:

1-LOCK03

NONREMDRW

LOCKSSB

Drawer Lock, Single (Top Drawer Only)

Non-removable Glides (Per Drawer)

Cylinder Lock w/ Slide Bolt (TV/VCR Unit)

RM303D2 *Chest, 6-Drawer, Side-By-Side*

24"d x 48"w x 29½"h



RM303D2

Constructed of solid oak, with six drawers and matching laminate top.
Weight 150.

RM303W *Chest, 3-Drawer*

24"d x 36"w x 29½"h



RM303W

Details as above with three drawers.
Weight 110.

OPTIONS:

1-LOCK03

LOCKEND

BUSHING

NONREMDRW

Drawer Lock, Single (Top Drawer Only)

Padlock Eyehooks (Top Drawer Only) Field Installed

Tension Arm Lamp Bushing

Non-removable Glides (Per Drawer)

Available in Natural Finish Only.

**Minimum 25 units each required
for finishes other than Natural
and may extend lead time.**

Model No.	Option	Carton	Natural	Medium Oak	Walnut	Boston Cherry
RM301S		58	1527	1576	1576	1576
LOCKDSB	81					
MR1424	30					
MR1448	38					
RMOTB	28					
RMOTBM	32					
RM320		46	1627	1678	1678	1678
RM380		46	2031	2061	2061	2061
1-LOCK03	31					
NONREMDRW	10					
LOCKSSB	81					
RM303D2		38	1166	1204	1204	1204
RM303W		30	779	795	795	795
1-LOCK03	31					
LOCKENTD	26					
BUSHING	30					
NONREMDRW	10					

**S O L I D O A K
CASEGOODS**



W

I

L

T

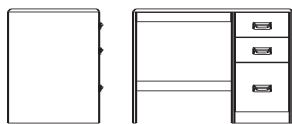
O

N

**NOTE: Due to solid wood construction, items are inventoried in Natural.
Minimum 25 units each required for finishes other than Natural and may extend lead time.**

RM305 Desk, 3-Drawer

24"d x 42"w x 29½"h



RM305

Constructed of solid planked oak with matching laminate top.
Weight 110.

OPTIONS:

- KNPDDR**
- KNCPUDRW**
- 1-LOCK03**
- LOCKENTD**
- BUSHING**
- NONREMDRW**

- Kneespace Pencil Drawer
- Kneespace Computer Keyboard Drawer
- Drawer Lock, Single (Top Drawer Only)
- Padlock Eyehooks (Top Drawer Only) Field Installed
- Tension Arm Lamp Bushing
- Non-removable Glides (Per Drawer)

RM309DT24 Desktop Bookcase, 1-Shelf

10"d x 40"w x 23¾"h




RM309DT24

Constructed of solid oak with one shelf.
Weight 30.

RM309DT36 Desktop Bookcase, 2-Shelf

10"d x 40"w x 36¼"h



RM309DT36

Details as above with two shelves.
Weight 40.

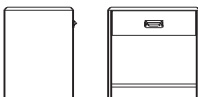
OPTIONS:

- TL20SS**
- TL20I**
- TL30I**
- TACKBDSI**

- Tasklight 20 Watt Solid State
- Tasklight 20 Watt with Grounded Outlet
- Tasklight 30 Watt with Grounded Outlet
- Tackboard Back, Standard

RM310 Nightstand, 1-Drawer

18"d x 24"w x 24"h



RM310

Constructed of solid oak with matching laminate top.
Weight 55.

RM3103 Nightstand, 3-Drawer

18"d x 24"w x 24"h



RM3103

Details as above with three drawers.
Weight 60.

OPTIONS:

- 1-LOCK03**
- NONREMDRW**

- Drawer Lock, Single (Top Drawer Only)
- Non-removable Glides (Per Drawer)

Available in Natural Finish Only.

*Minimum 25 units each required
for finishes other than Natural
and may extend lead time.*

Model No.	Option	Carton	Natural	Medium Oak	Walnut	Boston Cherry
RM305		28	850	871	871	871
KNPDDRW	57					
KNCPU DRW	110					
1-LOCK03	31					
LOCKENTD	26					
BUSHING	30					
NONREMDRW	10					
RM309DT24		28	329	341	341	341
RM309DT36		28	473	489	489	489
TL20SS	34					
TL20I	90					
TL30I	107					
TACKBDSI	47					
RM310		28	468	477	477	477
RM3103		28	536	552	552	552
1-LOCK03	31					
NONREMDRW	10					

S O L I D O A K
CASEGOODS



W

I

L

T

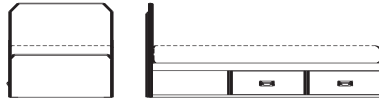
O

N

**NOTE: Due to solid wood construction, items are inventoried in Natural.
Minimum 25 units each required for finishes other than Natural and may extend lead time.**

RM308LEFT Platform Bed
w/2 Offset Drawers
on Left

36"d x 82"w x 33"h



RM308LEFT

Solid oak platform bed. Deck Ht. 12".
One 36" x 80" sleep surface.
Weight 170.

RM308RIGHT Platform Bed
w/2 Offset Drawers
on Right

36"d x 82"w x 33"h

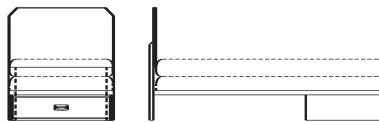


RM308RIGHT

Details as above with drawers on right.
One 36" x 80" sleep surface.
Weight 170.

RM378(36) Single Bed Frame
w/Headboard,
Drawer @ Foot

36"d x 81"w x 40"h



RM378(36)

Metal bed frame supported at opposite
ends by headboard and single drawer.
Requires 36" x 80" mattress and boxspring.
Weight 80.

RM378(54) Double Bed Frame
w/Headboard,
2 Drawers @ Foot

54"d x 76"w x 40"h



RM378(54)

Details as above with two drawers.
Requires 54" x 75" mattress and boxspring.
Weight 100.

RM378(60) Queen Bed Frame
w/Headboard,
2 Drawers @ Foot.
Requires Box Spring
and Mattress

60"d x 81"w x 40"h



RM378(60)

Details as above with two drawers.
Requires 60" x 80" mattress and boxspring.
Weight 120.

OPTIONS:

NONREMDRW

Non-removable Glides (Per Drawer)

MATTRESSES/BOXSPRINGS

(SEE PAGE 90)

Available in Natural Finish Only.

**Minimum 25 units each required
for finishes other than Natural
and may extend lead time.**

Model No.	Option	Carton	Natural	Medium Oak	Walnut	Boston Cherry
RM308LEFT		55	1338	1372	1372	1372
RM308RIGHT		55	1338	1372	1372	1372
RM378(36)		55	781	793	793	793
RM378(54)		78	1244	1254	1254	1254
RM378(60)		82	1258	1269	1269	1269
NONREMDRW	10					

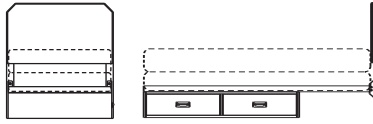
SOLID OAK
CASEGOODS



W I L T O N

NOTE: Due to solid wood construction, items are inventoried in Natural.
Minimum 25 units each required for finishes other than Natural and may extend lead time.

RM378(36)/2DSS *Single Bed Frame w/Headboard, 2 Drawers on Left or Right. Requires Box Spring and Mattress*

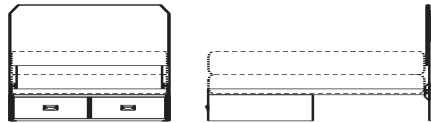


RM378(36)2DSS

Metal bed frame supported at opposite ends by headboard and two drawers on either the left or right side. Requires 36" x 80" mattress and boxspring. Weight 120.

36"d x 81"w x 40"h

RM378(54)/2DSS *Double Bed Frame w/Headboard, 2 Drawers Side-by-Side @ Foot. Requires Box Spring and Mattress*



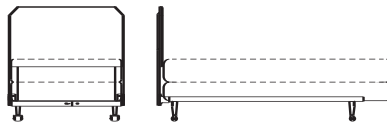
RM378(54)2DSS

Details as above. Requires 54" x 75" mattress and boxspring. Weight 140.

54"d x 76¼"w x 40"h

RMB339 *Twin Bed Frame w/Headboard*

39"d x 76"w x 40"h

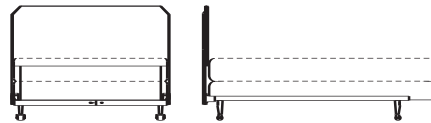


RMB339

Headboard with adjustable frame. Requires 38" x 75" mattress and boxspring. Weight 50.

RMB354 *Double Bed Frame w/Headboard*

54"d x 76"w x 40"h



RMB354

Details as above. Requires 54" x 75" mattress and boxspring. Weight 60.

MATTRESSES/BOXSPRINGS

(SEE PAGE 90)

Available in Natural Finish Only.

**Minimum 25 units each required
for finishes other than Natural
and may extend lead time.**

Model No.	Option	Carton	Natural	Medium Oak	Walnut	Boston Cherry
RM378(36)2DSS		55	1090	1123	1123	1123
RM378(54)2DSS		78	1216	1248	1248	1248
RMB339		30	348	355	355	355
RMB354		30	429	438	438	438

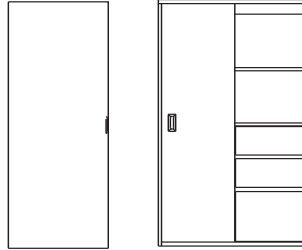
**SOLID OAK
CASEGOODS**

▶ P A S S A G E S

**NOTE: Due to solid wood construction, items are inventoried in Natural.
Minimum 25 units each required for finishes other than Natural and may extend lead time.**

PSA01/3/SD *Wardrobe w/Sliding Door*

24"d x 36"w x 59"h



PSA01/3/SD

OPTIONS:

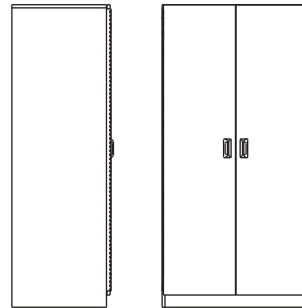
- 1-LOCK03**
- LOCK01SD**
- METALBAR16**

Constructed of solid oak with one captured oak veneered sliding door (removal restricted) and center divider partition with J-bar on one side and three drawers and shelf opposite. Drawers feature finger dovetail construction, restricted drawer removal and steel suspension slides, full width beveled pulls on front.
Weight 202.

- Drawer Lock, Single (Top Drawer Only)
- Sliding Door Lock
- J-bar (Replacement)

PSA02S/DP *Wardrobe,
Two-Door w/ Divider Panel*

24"d x 36"w x 74"h



PSA02S/DP

OPTIONS:


- 2-LOCK03**
- LOCKEH**
- MR1448**
- MR1448ACRYLA**
- RMOTB**
- RMOTBM**
- SLF324**
- SLF624**
- METALBAR16**

Constructed of solid oak with two oak veneered doors, 270° continuous hinge, flush mount eyelid pull, J-bar and hat and shoe shelf. Vinyl faced back is routed into all four adjacent surfaces.
Weight 182.

- Two-Door Wardrobe with divider panel, locks one door
- Padlock Eyehooks w/Slide Bolts
- (Two-Door Wardrobe) (Field Installed)
- Frameless Mirror w/Safety Back (Field Installed) 14"x48"
- Frameless Mirror, Acrylic (Field Installed) 14"x48"
- Towel Bar, Oak (Field Installed)
- Towel Bar, Metal (Field Installed)
- Three-Shelf Set
- Six-Shelf Set
- J-bar (Replacement)

PSA01S *Wardrobe, One-Door*

24"d x 24"w x 74"h



PSA01S

OPTIONS:

- 3-LOCK03**
- MR1424**
- MR1424ACRYLA**
- RMOTB**
- RMOTBM**
- SLF324**
- METALBAR22**

Constructed of solid oak with oak veneered door, 270° continuous hinge, flush mount eyelid pull, J-bar and hat and shoe shelf. Vinyl faced back is routed into all four adjacent surfaces.
Weight 155.

- Door Lock, Single
- Frameless Mirror w/Safety Back (Field Installed) 14"x24"
- Frameless Mirror, Acrylic (Field Installed) 14"x24"
- Towel Bar, Oak (Field Installed)
- Towel Bar, Metal (Field Installed)
- Three-Shelf Set
- J-bar (Replacement)

Available in Natural Finish Only.

**Minimum 25 units each required
for finishes other than Natural
and may extend lead time.**

Model No.	Option	Carton	Natural	Medium Oak	Walnut	Boston Cherry
PSA01/3/SD		47	1837	1934	1934	1934
1-LOCK03	31					
LOCK01SD	97					
METALBAR16	57					
PSA02S/DP		47	1888	1997	1997	1997
2-LOCK03	61					
LOCKEH	81					
MR1448	38					
MR1448ACRYLA	128					
RMOTB	28					
RMOTBM	32					
SLF324	164					
SLF624	327					
METALBAR16	57					
PSA01S		47	1327	1435	1435	1435
3-LOCK03	31					
MR1424	30					
MR1424ACRYLA	65					
RMOTB	28					
RMOTBM	32					
SLF324	164					
METALBAR22	59					

**S O L I D O A K
CASEGOODS**



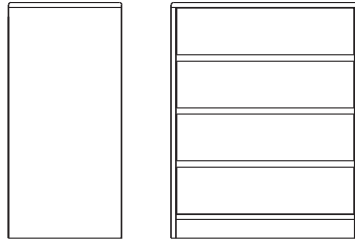
P A S S A G E S

**NOTE: Due to solid wood construction, items are inventoried in Natural.
Minimum 25 units each required for finishes other than Natural and may extend lead time.**

PSA114 *Chest, Four-Drawer*

18"d x 30"w x 37½"h

**OPTIONS:
1-LOCK03
LAMTOP**



PSA114

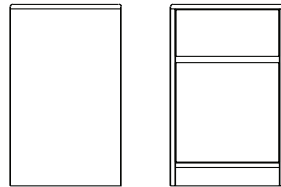
Constructed of solid oak. Drawers feature finger dovetail construction, restricted drawer removal and steel suspension slides, full width beveled pulls on fronts. Tamper resistant hardware and ventilated backs.
Weight 111.

Drawer Lock, Single (Top Drawer Only)
Plastic laminate top (25 units or more)

PSA111 *Bedside Cabinet,
One-Door, One-Drawer*

18"d x 18½"w x 29½"h

**OPTIONS:
PDL1516
PTT1404
1-LOCK03
3-LOCK03
CAST4H
LAMTOP**




PSA111

Details as above with one door, one removal restricted drawer and cleated shelf.
Weight 50.

PSA113 *Bedside Cabinet,
Three-Drawer*

18"d x 18½"w x 29½"h

**OPTIONS:
PDL1516
PTT1404
1-LOCK03
3-LOCK03
CAST4H
LAMTOP**



PSA113

Details as above with three removal restricted drawers.
Weight 50.

Plastic Drawer Liner
Suspended Toiletry Tray
Drawer Lock, Single (Top Drawer Only)
Door Lock, Single
2" Double Wheel Casters
Plastic laminate top (25 units or more)

Available in Natural Finish Only.

**Minimum 25 units each required
for finishes other than Natural
and may extend lead time.**

Model No.	Option	Carton	Natural	Medium Oak	Walnut	Boston Cherry
PSA114		37	763	832	832	832
1-LOCK03	31					
LAMTOP	32					
PSA111		29	531	581	581	581
PSA113		29	514	555	555	555
PDL1516	19					
PTT1404	13					
1-LOCK03	31					
3-LOCK03	31					
CAST4H	42					
LAMTOP	32					

**SOLID OAK
CASEGOODS**

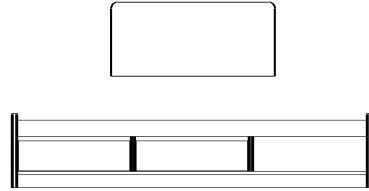


P A S S A G E S

**NOTE: Due to solid wood construction, items are inventoried in Natural.
Minimum 25 units each required for finishes other than Natural and may extend lead time.**

PSA08RIGHT Platform Bed,
Two Drawers on Right

37½"d x 82"w x 17"h

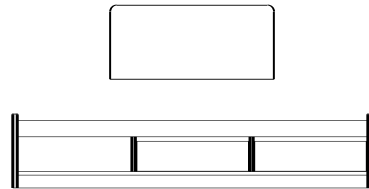


PSA08RIGHT

Solid oak platform bed with radiused corners, rounded edges and plywood deck. Drawers on right feature finger dovetail construction with restricted drawer removal and steel suspension slides, full width beveled pulls on front. Reinforced corner blocks. Deck Ht. 14". Mattress recessed. One 36" x 80" sleep surface.
Weight 184.

PSA08LEFT Platform Bed,
Two Drawers on Left

37½"d x 82"w x 17"h




PSA08LEFT

Solid oak platform bed with radiused corners, rounded edges and plywood deck. Drawers on left feature finger dovetail construction with restricted drawer removal and steel suspension slides, full width beveled pulls on front. Reinforced corner blocks. Deck Ht. 14". Mattress recessed. One 36" x 80" sleep surface.
Weight 184.

PSA08ND Platform Bed

37½"d x 82"w x 17"h



PSA08ND

Solid oak platform bed with radiused corners, rounded edges and plywood deck. Reinforced corner blocks. Deck Ht. 14". Mattress recessed. One 36" x 80" sleep surface.
Weight 148.

**OPTIONS:
RSTNTRL**

Restraint Rails (Per Platform Bed)

MATTRESSES/BOXSPRINGS

(SEE PAGE 90)

Available in Natural Finish Only.

**Minimum 25 units each required
for finishes other than Natural
and may extend lead time.**

Model No.	Option	Carton	Natural	Medium Oak	Walnut	Boston Cherry
PSA08RIGHT		47	1420	1468	1468	1468
PSA08LEFT		47	1420	1468	1468	1468
PSA08ND		47	1017	1049	1049	1049
RSTNTRL	272					

SOLID OAK
CASEGOODS

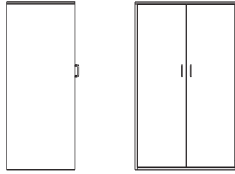


R O O M M A T E

**NOTE: Due to solid wood construction, items are inventoried in Natural.
Minimum 25 units each required for finishes other than Natural and may extend lead time.**

RM01 *Wardrobe w/2 Doors*

24"d x 36"w x 59"h

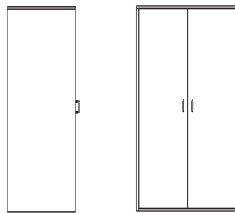


RM01

Constructed of solid planked oak with two oak veneered hinged doors and hanger rod. Oak veneered back is routed into all four adjacent surfaces. Weight 157.

RM01S *Wardrobe w/2 Doors & Shelf*

24"d x 36"w x 72"h

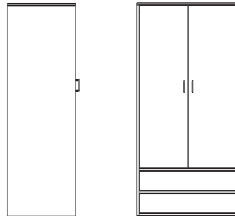


RM01S

Details as for RM01 above, with shelf. Weight 182.

RM02 *Wardrobe w/2 Doors & 2 Drawers*

24"d x 36"w x 74¾"h

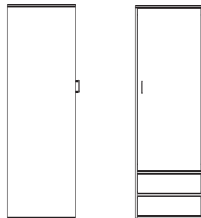


RM02

Details as for RM01 above, with two drawers. Drawers feature finger dovetail construction and steel suspension slides, beveled finger pulls on fronts. Weight 205.

RM02/1D *Wardrobe w/1 Door & 2 Drawers*

24"d x 24"w x 74¾"h

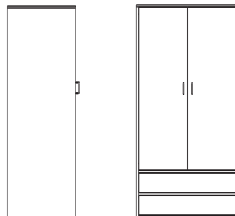


RM02/1D

Details as for RM02 above, with one oak veneered hinged door. Weight 155.

RM02LG2 *Loft Group Wardrobe w/2 Drawers*

24"d x 37½"w x 74¾"h



RM02LG2

Details as for RM02 above, with solid oak rails across back for bolting through RM07LG2 bedspring and stabilizer bar. Weight 203.

Available in Natural Finish Only.

**Minimum 25 units each required
for finishes other than Natural
and may extend lead time.**

**S O L I D O A K
CASEGOODS**

Model No.	Option	Carton	Natural	Medium Oak	Walnut	Boston Cherry	Natural Cherry
RM01		47	1170	1243	1243	1243	1243
RM01S		47	1380	1455	1455	1455	1455
RM02		60	1530	1613	1613	1613	1613
RM02/1D		47	1305	1361	1361	1361	1361
RM02LG2		47	1621	1695	1695	1695	1695

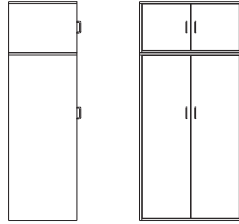


R O O M M A T E

**NOTE: Due to solid wood construction, items are inventoried in Natural.
Minimum 25 units each required for finishes other than Natural and may extend lead time.**

RM12 Storage Cabinet w/2 Doors
for 36"w Wardrobe

24"d x 36"w x 18"h



RM12 (Shown on RM01)

Constructed of solid planked oak with two oak veneered hinged doors without hanger rod. Oak veneered back is routed into all four adjacent surfaces. Weight 30.

OPTIONS:

LOCKEH

LOCKENTD

LOCKDSB

3-LOCK03

1-LOCK03

MR1424

MR1448

MR1424ACRYLA

MR1448ACRYLA

RMOTB

RMOTBM

NONREMDRW

ROUNDED

METALBAR22

METALJBAR34

Padlock Eyehooks w/Slide Bolts

(2-Door Wardrobe) (Field Installed)

Padlock Eyehooks (Top Drawer Only) (Field Installed)

Cylinder Lock w/Slide Bolts (2-Door Wardrobe)

Door Lock, Single

Drawer Lock, Single (Top Drawer Only)

Frameless Mirror w/Safety Back (Field Installed):

14" x 24"

14" x 48"

Frameless Mirror, Acrylic (Field Installed):

14" x 24"

14" x 48"

Towel Bar (Field Installed):

Oak

Metal

Non-removable Glides (Per Drawer)

Rounded Corners (Per Case)

J-Bar Hanger Support (Metal):

24"w Wardrobe

36"w Wardrobe

Available in Natural Finish Only.

**Minimum 25 units each required
for finishes other than Natural
and may extend lead time.**

S O L I D O A K
CASEGOODS

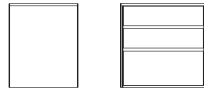
Model No.	Option	Carton	Natural	Medium Oak	Walnut	Boston Cherry	Natural Cherry
RM12		28	621	648	648	648	648
LOCKEH	81						
LOCKENTD	26						
LOCKDSB	81						
3-LOCK03	31						
1-LOCK03	31						
MR1424	30						
MR1448	38						
MR1424ACRYLA	65						
MR1448ACRYLA	128						
RMOTB	28						
RMOTBM	32						
NONREMDRW	10						
ROUNDED	21						
METALBAR22	59						
METALJBAR34	70						

▶ R O O M M A T E

**NOTE: Due to solid wood construction, items are inventoried in Natural.
Minimum 25 units each required for finishes other than Natural and may extend lead time.**

RM03 Chest, 3-Drawer

24"d x 30"w x 29½"h



**RM03
RM03W**

Constructed of solid planked oak with oak veneered back. Drawers feature finger dovetail construction and epoxy coated steel suspension slides, beveled finger pulls on fronts. Weight 101.

RM03W Chest, 3-Drawer

24"d x 36"w x 29½"h

Details as above.
Weight 110.

RM03D2 Chest, 6-Drawer

18"d x 59¼"w x 29½"h

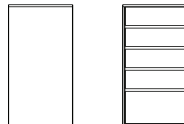


RM03D2

Details as above.
Weight 161.

RM04 Chest, 5-Drawer

24"d x 24"w x 45¼"h



**RM04
RM04W**

Details as above.
Weight 131.

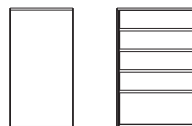
RM04W Chest, 5-Drawer

18"d x 30"w x 45¼"h

Details as above.
Weight 131.

RM04WD Chest, 5-Drawer

24"d x 30"w x 45¼"h



RM04WD

Details as above.
Weight 135.

**RM04/4D Chest, 4-Drawer
(4 equal drawers)**

18"d x 30"w x 37½"h



RM04/4D

Details as above.
Weight 107.

***RM04/2A2 Chest, 4-Drawer
(2 large, 2 small)**

24"d x 24"w x 42½"h*



RM04/2A2

Details as above.
Weight 128.

***Special Order (Minimum 25 Each)**

OPTIONS:

1-LOCK03

LOCKENTD

LAMTOP

BUSHING

NONREMDRW

ROUNDED

Drawer Lock, Single (Top Drawer Only)
Padlock Eyehooks (Top Drawer Only) (Field Installed)
Plastic Laminate Top
Tension Arm Lamp Bushing
Non-removable Glides (Per Drawer)
Rounded Corners (Per Case)

Available in Natural Finish Only.

**Minimum 25 units each required
for finishes other than Natural
and may extend lead time.**

**SOLID OAK
CASEGOODS**

Model No.	Option	Carton	Natural	Medium Oak	Walnut	Boston Cherry	Natural Cherry
RM03		28	703	736	736	736	736
RM03W		30	769	811	811	811	811
RM03D2		33	1199	1270	1270	1270	1270
RM04		28	900	940	940	940	940
RM04W		33	882	930	930	930	930
RM04WD		33	995	1025	1025	1025	1025
RM04/4D		33	744	788	788	788	788
*RM04/2A2		33	847	883	883	883	883

***Special Order (Minimum 25 Each)**

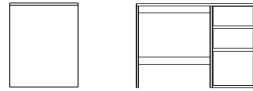
1-LOCK03	31
LOCKENTD	26
LAMTOP	N/C
BUSHING	30
NONREMDRW	10
ROUNDED	21

▶ R O O M M A T E

**NOTE: Due to solid wood construction, items are inventoried in Natural.
Minimum 25 units each required for finishes other than Natural and may extend lead time.**

RM05 Desk w/3-Drawer Pedestal

24"d x 42"w x 29½"h



**RM05
RM05W**

Constructed of solid planked oak with oak veneered back. Drawers feature finger dovetail construction and steel suspension slides, beveled finger pulls on fronts. Kneespace clearance 25¾"h. Weight 99.

RM05W Desk w/3-Drawer Pedestal

24"d x 48"w x 29½"h

Details as above.
Weight 106.

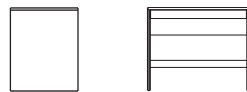
RM05W/WAS Desk w/3-Drawer Pedestal

24"d x 48"w x 29½"h

Details above with 28" kneespace clearance to accommodate most wheelchairs.
Weight 99.

RM05NP36 Writing Desk
w/Pencil Drawer

24"d x 36"w x 29½"h

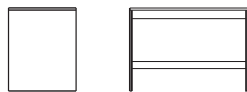


RM05NP36

Constructed of solid planked oak with oak veneered back. Drawer features finger dovetail construction and steel suspension slides. Kneespace clearance 25¾"h. Available with kneespace computer keyboard drawer. Weight 62.

RM05NP42 Writing Desk
w/Modesty Panel

24"d x 42"w x 29½"h

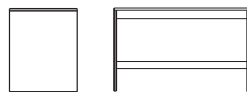


RM05NP42

Constructed of solid planked oak with oak veneered back. Not available with kneespace pencil drawer or kneespace computer keyboard drawer. Kneespace clearance 25¾"h. Weight 71.

RM05NP48 Writing Desk
w/Modesty Panel

24"d x 48"w x 29½"h

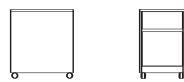


RM05NP48

Details as for RM05NP42 above. Not available with kneespace pencil drawer or kneespace computer keyboard drawer. Weight 81.

RM05/2DP Pedestal w/2 Drawers,
Casters

22"d x 16"w x 24¼"h w/Casters

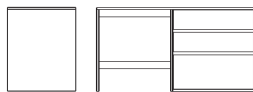


RM05/2DP

Details as for RM05 above.
Weight 63.

RM06 Desk w/3-Drawer Chest

24"d x 56"w x 29½"h



RM06

Details as for RM05 above.
Weight 120.

OPTIONS:

KEYBDTRAY

KNPDDRW

KNCPUDRW

KNPDSF

1-LOCK03

LOCKENTD

LAMTOP

BUSHING

NONREMDRW

ROUNDED

Pedestal Keyboard Tray*
Kneespace Pencil Drawer
Kneespace Computer Keyboard Drawer
Kneespace Pencil Drawer Shaped Front
Drawer Lock, Single (Top Drawer Only)
Padlock Eyehooks (Top Drawer Only) (Field Installed)
Plastic Laminate Top
Tension Arm Lamp Bushing
Non-removable Glides (Per Drawer)
Rounded Corners (Per Case)

*Replaces Top Pedestal Drawer (100 lb test full-extension slide)

Available in Natural Finish Only.

**Minimum 25 units each required
for finishes other than Natural
and may extend lead time.**

**S O L I D O A K
CASEGOODS**

Model No.	Option	Carton	Natural	Medium Oak	Walnut	Boston Cherry	Natural Cherry
RM05		28	803	831	831	831	831
RM05W		33	858	882	882	882	882
RM05W/WAS		28	864	891	891	891	891
RM05NP36		28	499	524	524	524	524
RM05NP42		28	528	547	547	547	547
RM05NP48		28	568	584	584	584	584
RM05/2DP		28	463	480	480	480	480
RM06		33	987	1026	1026	1026	1026
KEYBDTRAY	35						
KNPDDRW	57						
KNCPUDRW	110						
KNPDSF	65						
1-LOCK03	31						
LOCKENTD	26						
LAMTOP	N/C						
BUSHING	30						
NONREMDRW	10						
ROUNDED	21						



R O O M M A T E

**NOTE: Due to solid wood construction, items are inventoried in Natural.
Minimum 25 units each required for finishes other than Natural and may extend lead time.**

RM07 Bunkable Bed

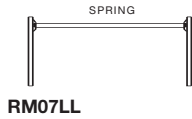
36"d x 85⁵/₈"w x 36":21"h



Sinuous wire bedspring bolted to solid oak post-and-rail end assemblies 36" and 21"h. Spring Ht. 12¹/₂". One 36" x 80" sleep surface. Weight 76.

RM07LL Low Loft/Bunkable Bed

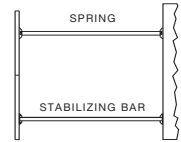

36"d x 85"w x 36":36"h



Sinuous wire bedspring bolted to solid oak post-and-rail end assemblies 36". Spring Ht. 32¹/₂", 28¹/₂", 24¹/₂", or 12¹/₂". One 36" x 80" sleep surface. Weight 75.

RM07LG2 Bunkable Loft Bed

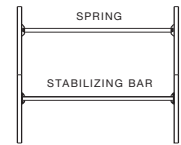
36"d x 82³/₄"w x 36":36"h



Details as above with stabilizer rail (bolt also through rails across back of RM02LG2). Spring Ht. 60¹/₂" lofted, or 32¹/₂", 28¹/₂", 24¹/₂" or 12¹/₂" unlofted. One 36" x 80" sleep surface. Weight 100.

RM07LG22 High Loft/Bunkable Bed

36"d x 85"w x 36"/36":36"/36"h



Sinuous wire bedspring and stabilizer bar bolted to solid oak post-and-rail end assemblies 36"h. Spring Ht. 60¹/₂" lofted, or 32¹/₂", 28¹/₂", 24¹/₂" or 12¹/₂" unlofted. One 36" x 80" sleep surface. Weight 100.

**RM07HLK Bunkable Bed:
Hook Lock**

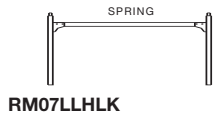
38"d x 85"w x 37¹/₂":25¹/₂"h



Sinuous wire bedspring hooked to solid oak post-and-rail end assemblies 37¹/₂" and 25¹/₂"h, with integral post connectors. Spring Ht. variable in 3" increments from 5¹/₂" to 23¹/₂". No tools or hardware required. One 36" x 80" sleep surface. Weight 65.

**RM07LLHLK Low Loft/Bunkable Bed:
Hook Lock**

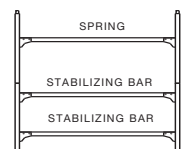
38"d x 85"w x 37¹/₂":37¹/₂"h



Sinuous wire bedspring hooked to solid oak post-and-rail end assemblies 37¹/₂"h, with integral post connectors. Spring Ht. variable in 3" increments from 5¹/₂" to 35¹/₂". No tools or hardware required. One 36" x 80" sleep surface. Weight 75.

**RM07LG22HLK High Loft/Bunkable Bed:
Hook Lock**

38"d x 85"w x 37¹/₂"/37¹/₂":37¹/₂"/37¹/₂"h



Details as above with two stabilizer bars. Spring Ht. 59¹/₂" lofted. One 36" x 80" sleep surface. Weight 100.

Available in Natural Finish Only.

**Minimum 25 units each required
for finishes other than Natural
and may extend lead time.**

Model No.	Option	Carton	Natural	Medium Oak	Walnut	Boston Cherry	Natural Cherry
RM07		28	461	468	468	468	468
RM07LL		28	517	523	523	523	523
RM07LG2		28	535	547	547	547	547
RM07LG22		42	903	932	932	932	932
RM07HLK		28	535	546	546	546	546
RM07LLHLK		28	579	599	599	599	599
RM07LG22HLK		42	1030	1067	1067	1067	1067

**S O L I D O A K
CASEGOODS**

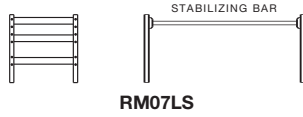


R O O M M A T E

**NOTE: Due to solid wood construction, items are inventoried in Natural.
Minimum 25 units each required for finishes other than Natural and may extend lead time.**

RM07LS *Loft Support*

36"d x 85"w x 36":36"h



Two stabilizer bars bolted to solid oak post-and-rail end assemblies 36"h. Converts RM07LL to RM07LG22. Weight 40.

RM07SR *Safety Rail*

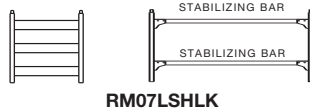
¾"d x 48"w x 16"h



Constructed of solid oak. Hooks included for on-site installation. Weight 15.

RM07LSHLK *Loft Support:
Hook Lock*

38"d x 85"w x 37½":37½"h



Two stabilizer bars hooked to solid oak post-and-rail end assemblies 37½"h with integral post connector. Converts RM07LLHLK to RM07LG22HLK. Weight 40.

RM07TRK *Bunkable Bed:
Track Lock*

38"d x 85"w x 37½":25½"h



Sinus wire bedspring hooked to solid oak post-and-rail assemblies 37½" and 25½"h with integral post connectors. Spring Ht. variable in 3" increments from 5½" to 23½". No tools or hardware required. One 36" x 80" sleep surface. Weight 65.

RM07LLTRK *Low Loft
Bunkable Bed:
Track Lock*

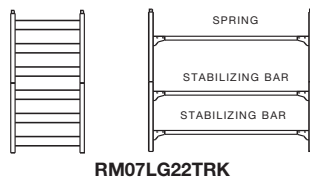
38"d x 85"w x 37½":37½"h



Sinus wire bedspring hooked to solid oak post-and-rail assemblies 37½"h with integral post connectors. Spring Ht. variable in 3" increments from 5½" to 35½". No tools or hardware required. One 36" x 80" sleep surface. Weight 75.

RM07LG22TRK *High Loft/Bunkable
Bed: Track Lock*

38"d x 85"w x 37½":37½"h



Details as above with two stabilizer bars. Spring Ht. 59½" lofted. One 36" x 80" sleep surface. Weight 100.

Available in Natural Finish Only.

**Minimum 25 units each required
for finishes other than Natural
and may extend lead time.**

Model No.	Option	Carton	Natural	Medium Oak	Walnut	Boston Cherry	Natural Cherry
RM07LS		21	361	373	373	373	373
RM07SR		19	163	169	169	169	169
RM07LSHLK		21	452	471	471	471	471
RM07TRK		30	531	542	542	542	542
RM07LLTRK		30	579	600	600	600	600
RM07LG22TRK		42	1026	1064	1064	1064	1064

S O L I D O A K
CASEGOODS

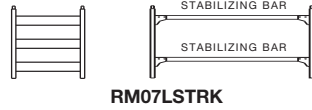


R O O M M A T E

**NOTE: Due to solid wood construction, items are inventoried in Natural.
Minimum 25 units each required for finishes other than Natural and may extend lead time.**

RM07LSTRK *Loft Support:
Track Lock*

38"d x 85"w x 37½":37½"h



Two stabilizer bars hooked to solid oak post-and-rail assemblies 37½"h with integral post connectors. Converts RM07LLTRK to RM07LG22TRK
Weight 40.

OPTIONS:

SB80B

SB80TRK

SP3680PD

SP3680PDTRK

SP3680WWL

SP3680SA

SP3680WLSA

Stabilizer Bar

Stabilizer Bar–Track Lock Bed

Perforated Deck (substitute for standard bedspring)

Perforated Deck (substitute for standard bedspring)–
Track Lock Bed

Wedge Lock Spring (substitute for bolt-through bedspring)

Perforated Deck

Wedge Lock Spring

RM08 *Platform Bed,
2 Drawers*

36"d x 82"w x 15"h



Constructed of solid planked oak with particleboard deck. Drawers feature finger dovetail construction and steel suspension slides, beveled finger pulls on drawer fronts. Deck Ht. 12". One 36" x 80" sleep surface.
Weight 145.

RM08ND *Platform Bed
w/out Drawers*

36"d x 82"w x 15"h



Details as above without drawers. One 36" x 80" sleep surface.
Weight 116.

OPTIONS:

NONREMDRW

RADCORN

RSTNTRL

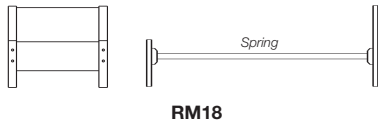
Non-removable Glides (Per Drawer)

Radiused Corners (Per Platform Bed)

Restraint Rails (Per Platform Bed)

RM18 *Bed w/Post
and Panel Ends*

36"d x 84"w x 29½":17"h



Solid oak posts with oak veneered panel end assembly bolted to sinuous wire bedspring. Spring Ht. 12". One 36" x 80" sleep surface.
Weight 76.

Available in Natural Finish Only.

**Minimum 25 units each required
for finishes other than Natural
and may extend lead time.**

Model No.	Option	Carton	Natural	Medium Oak	Walnut	Boston Cherry	Natural Cherry
RM07LSTRK		21	452	471	471	471	471
SB80B	34						
SB80TRK	34						
SP3680PD	155						
SP3680PDTRK	155						
SP3680WWL	59						
SP3680SA	305						
SP3680WLSA	153						
RM08		47	1016	1054	1054	1054	1054
RM08ND		47	589	623	623	623	623
NONREMDRW	10						
RADCORN	41						
RSTNTRL	272						
RM18		28	404	421	421	421	421

SOLID OAK
CASEGOODS



R O O M M A T E

**NOTE: Due to solid wood construction, items are inventoried in Natural.
Minimum 25 units each required for finishes other than Natural and may extend lead time.**

RM26 Bed w/ Recessed Legs

36"d x 80"w x 12½"h

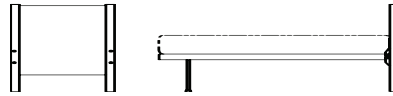


RM26

Sinuous wire bedspring with recessed legs.
One 36" x 80" sleep surface.
Weight 30.

RM28 Bed w/Post
and Panel Ends

36"d x 82"w x 29½"h

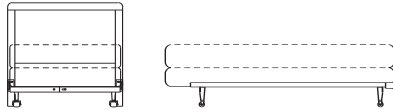


RM28

Solid oak posts with oak veneered panel end assembly bolted to sinuous wire bedspring with recessed legs.
Spring Ht. 12". One 36" x 80" sleep surface.
Weight 60.

RMB39 Twin Bed Frame,
w/Headboard

39"d x 76"w x 37"h

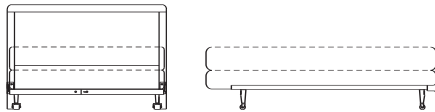


RMB39

Solid oak posts and rail with oak veneered panel end assembly fastens to bed frame for boxspring and mattress. Requires 38" x 75" mattress and boxspring.
Weight 50.

RMB54 Double Bed Frame,
w/Headboard

54"d x 76"w x 37"h

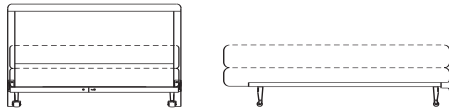


RMB54

Details as for RMB39 above. Requires 54" x 75" mattress and boxspring.
Weight 65.

RMB60 Queen Bed Frame,
w/Headboard

60"d x 81"w x 37"h



RMB60

Details as for RMB39 above. Requires 60" x 80" mattress and boxspring.
Weight 80.

Available in Natural Finish Only.

**Minimum 25 units each required
for finishes other than Natural
and may extend lead time.**

Model No.	Option	Carton	Natural	Medium Oak	Walnut	Boston Cherry	Natural Cherry
RM26		32	278	n/a	n/a	n/a	n/a
RM28		32	326	337	337	337	337
RMB39		28	256	264	264	264	264
RMB54		32	297	311	311	311	311
RMB60		37	352	366	366	366	366

SOLID OAK
CASEGOODS

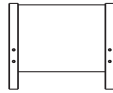


R O O M M A T T E

**NOTE: Due to solid wood construction, items are inventoried in Natural.
Minimum 25 units each required for finishes other than Natural and may extend lead time.**

RM18HB Headboard

1¾"d x 36"w x 29½"h

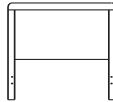


RM18HB

Solid oak posts with oak veneered panel.
Weight 22.

RMB39HB Headboard

1¼"d x 40"w x 36"h




RMB39HB

Solid oak posts and rail with oak veneered panel.
Weight 30.

RMB54HB Headboard

1¼"d x 55"w x 36"h




RMB54HB

Details as for RMB39HB above.
Weight 35.

RMB60HB Headboard

1¼"d x 60"w x 36"h



RMB60HB

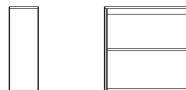
Details as for RMB39HB above.
Weight 40.

MATTRESSES/BOXSPRINGS

(SEE PAGE 90)

RM09 Bookcase, 2 Openings

10"d x 30"w x 29½"h



**RM09
RM09W**

Constructed of solid planked oak with oak veneered back.
Weight 33.


RM09W Bookcase, 2 Openings

10"d x 36"w x 29½"h

Details as for RM09 above.
Weight 38.

RM701/24 Bookcase, 5 Openings,
2 Adjustable Shelves

15"d x 24"w x 76"h



**RM701/24
RM701/30**

Constructed of solid planked oak with oak veneered back.
Weight 70.

RM701/30 Bookcase, 5 Openings,
2 Adjustable Shelves

15"d x 30"w x 76"h

Details as for RM701/24 above.
Weight 80.

Available in Natural Finish Only.

**Minimum 25 units each required
for finishes other than Natural
and may extend lead time.**

Model No.	Option	Carton	Natural	Medium Oak	Walnut	Boston Cherry	Natural Cherry
RM18HB		21	133	143	143	143	143
RMB39HB		21	174	185	185	185	185
RMB54HB		21	223	241	241	241	241
RMB60HB		21	254	270	270	270	270
<hr/>							
RM09		28	369	395	395	395	395
RM09W		28	419	434	434	434	434
RM701/24		37	906	948	948	948	948
RM701/30		42	1007	1050	1050	1050	1050

**SOLID OAK
CASEGOODS**

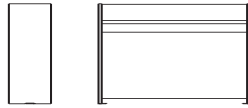


R O O M M A T E

**NOTE: Due to solid wood construction, items are inventoried in Natural.
Minimum 25 units each required for finishes other than Natural and may extend lead time.**

RM09DT24N Desktop Bookcase,
1-Shelf

10"d x 36"w x 23¾"h

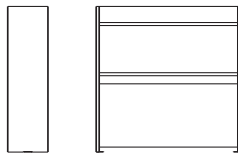


RM09DT24N

Constructed of solid planked oak with oak veneered back, one shelf.
Weight 19.

RM09DT36N Desktop Bookcase,
2-Shelf

10"d x 36"w x 36¼"h

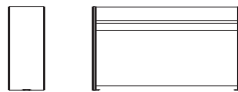


RM09DT36N

Details as above, two shelves.
Weight 29.

RM09DT24 Desktop Bookcase,
1-Shelf

10"d x 42"w x 23¾"h




RM09DT24

Details as RM09DT24N above.
Weight 19.

RM09DT36 Desktop Bookcase,
2-Shelf

10"d x 42"w x 36¼"h

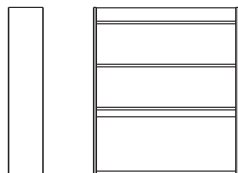


RM09DT36

Details as RM09DT24N above, two shelves.
Weight 29.

RM09DT49 Desktop Bookcase,
3-Shelf

10"d x 42"w x 48¾"h



RM09DT49

Details as RM09DT24N above, three shelves.
Weight 31.

Available in Natural Finish Only.

*Minimum 25 units each required
for finishes other than Natural
and may extend lead time.*

Model No.	Option	Carton	Natural	Medium Oak	Walnut	Boston Cherry	Natural Cherry
RM09DT24N		28	294	316	316	316	316
RM09DT36N		28	442	462	462	462	462
RM09DT24		28	311	374	374	374	374
RM09DT36		28	452	472	472	472	472
RM09DT49		28	580	630	630	630	630

S O L I D O A K
CASEGOODS

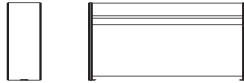


R O O M M A T E

**NOTE: Due to solid wood construction, items are inventoried in Natural.
Minimum 25 units each required for finishes other than Natural and may extend lead time.**

RM09DT24W Desktop Bookcase,
1-Shelf

10"d x 48"w x 23¾"h

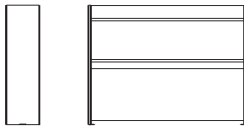


RM09DT24W

Constructed of solid planked oak with oak veneered back, one shelf.
Weight 19.

RM09DT36W Desktop Bookcase,
2-Shelf

10"d x 48"w x 36¼"h

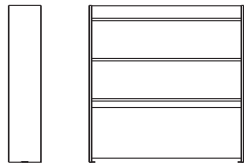


RM09DT36W

Details as above, two shelves.
Weight 29.

RM09DT49W Desktop Bookcase,
3-Shelf

10"d x 48"w x 48¾"h



RM09DT49W

Details as above, three shelves.
Weight 31.

**OPTIONS:
TACKBDSI
TACKBDNI
TACKBDWI
TL20SS
TL20I
TL30I**

Tackboard Back, Standard
Tackboard Back, Narrow
Tackboard Back, Wide
Tasklight 20 Watt Solid State
Tasklight 20 Watt with Grounded Outlet
Tasklight 30 Watt with Grounded Outlet

Available in Natural Finish Only.

**Minimum 25 units each required
for finishes other than Natural
and may extend lead time.**

Model No.	Option	Carton	Natural	Medium Oak	Walnut	Boston Cherry	Natural Cherry
RM09DT24W		28	334	361	361	361	361
RM09DT36W		28	474	510	510	510	510
RM09DT49W		28	664	714	714	714	714
TACKBDSI	47						
TACKBDNI	44						
TACKBDWI	49						
TL20SS	34						
TL20I	90						
TL30I	107						

**SOLID OAK
CASEGOODS**

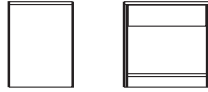


R O O M M A T E

**NOTE: Due to solid wood construction, items are inventoried in Natural.
Minimum 25 units each required for finishes other than Natural and may extend lead time.**

RM10 Nightstand, 1-Drawer

18"d x 24"w x 24"h



RM10

Constructed of solid planked oak with oak veneered back. Drawer features full dovetail construction and steel suspension slides, beveled finger pulls on front. Weight 47.

RM102 Nightstand, 2-Drawer

18"d x 24"w x 24"h

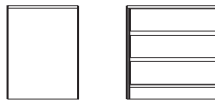


RM102

Details as above with two drawers. Weight 50.

RM103 Nightstand, 3-Drawer

18"d x 24"w x 24"h



RM103

Details as above with three drawers. Weight 53.

OPTIONS:

1-LOCK03

LOCKENTD

NONREMDRW

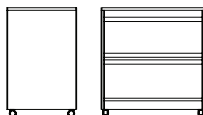
ROUNDED

LAMTOP

Drawer Lock, Single (Top Drawer Only)
Padlock Eyehooks (Top Drawer Only) (Field Installed)
Non-removable Glides (Per Drawer)
Rounded Edges (Per Case)
Plastic Laminate Top

RM10TV TV/DVD Stand,
1-Shelf, Casters

20"d x 32"w x 31½"h



RM10TV

Constructed of solid planked oak. Weight 75.

Available in Natural Finish Only.

**Minimum 25 units each required
for finishes other than Natural
and may extend lead time.**

Model No.	Option	Carton	Natural	Medium Oak	Walnut	Boston Cherry	Natural Cherry
RM10		28	401	411	411	411	411
RM102		28	434	446	446	446	446
RM103		28	473	484	484	484	484
1-LOCK03	31						
LOCKENTD	26						
NONREMDRW	10						
ROUNDED	21						
LAMTOP	N/C						
RM10TV		28	510	520	520	520	520

**SOLID OAK
CASEGOODS**



R O O M M A T E

**NOTE: Due to solid wood construction, items are inventoried in Natural.
Minimum 25 units each required for finishes other than Natural and may extend lead time.**

RM24/18 Framed Mirror

¾"d x 18"w x 24"h

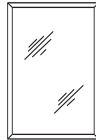


RM24/18

Frame constructed of solid oak. Mirror with shatter-resistant safety film on mirror back. Sawtooth hanger included for on-site installation. Weight 10.

RM24/36 Framed Mirror

¾"d x 24"w x 36"h

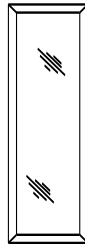


RM24/36

Details as for RM24/18 above. Weight 14.

RM22/66 Framed Mirror

1"d x 22"w x 66"h

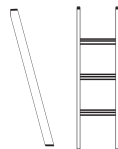


RM22/66

Details as for RM24/18 above. Weight 15.

RM72 Ladder, 3-Step

3"d x 14½"w x 48½"h

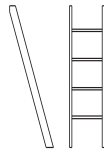


RM72

Constructed of solid oak. Hooks included for on-site installation. Weight 14.

RM72LG2 Ladder, 4-Step

3"d x 14½"w x 60½"h



RM72LG2

Details as above. Weight 14.

RM78 Underbed Drawer Unit

34½"d x 77½"w x 9½"h



RM78

Constructed of solid planked oak with hardboard deck. Drawers feature finger dovetail construction and steel suspension slides with beveled finger pulls on fronts. Not for use as sleep surface. Weight 92.

OPTIONS: NONREMDRW

Non-removable Glides (Per Drawer)

Available in Natural Finish Only.

**Minimum 25 units each required
for finishes other than Natural
and may extend lead time.**

Model No.	Option	Carton	Natural	Medium Oak	Walnut	Boston Cherry	Natural Cherry
RM24/18		21	100	106	106	106	106
RM24/36		21	133	142	142	142	142
RM22/66		19	217	227	227	227	227
RM72		19	219	230	230	230	230
RM72LG2		19	241	250	250	250	250
RM78		47	796	821	821	821	821
NONREMDRW	10						

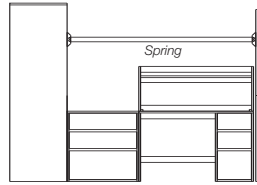
S O L I D O A K
CASEGOODS

▶ R O O M M A T E

**NOTE: Due to solid wood construction, items are inventoried in Natural.
Minimum 25 units each required for finishes other than Natural and may extend lead time.**

RMLG2LOFT Loft Group 2
(Consisting of items listed below)

37½"d x 106¾"w x 74¾"h

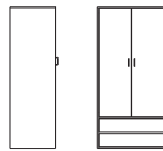


RMLG2 LOFT

Details as below.
Weight 459.

RM02LG2 Loft Group Wardrobe
w/2 Drawers

24"d x 37½"w x 74¾"h



RM02LG2

Constructed of solid planked oak with two oak veneered hinged doors and hanger rod. Solid oak rails across back for bolting through RM07LG2 bedspring and stabilizer bar. Oak veneered back is routed into all four adjacent surfaces. Drawers feature finger dovetail construction and steel suspension slides with beveled finger pulls on fronts. Weight 203.

RM03 Chest, 3-Drawer

24"d x 30"w x 29½"h



RM03

Constructed of solid planked oak with oak veneered back. Drawers feature finger dovetail construction and steel suspension slides with beveled finger pulls on fronts. Weight 101.

RM05W Desk w/3-Drawer Pedestal

24"d x 48"w x 29½"h

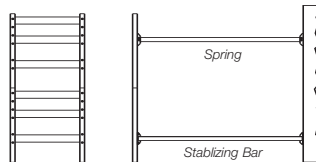


RM05W

Constructed of solid planked oak with oak veneered back. Drawers feature finger dovetail construction and steel suspension slides with beveled finger pulls on fronts. Kneespace clearance 25¾"h. Weight 106.

RM07LG2 Bunkable Loft Bed

36"d x 82¾"w x 36":36"h



RM07LG2

Solid oak post-and-rail end assemblies 36"h bolted to sinuous wire bedspring and to stabilizer bar which bolt also through rails across back of RM02LG2 wardrobe. Spring Ht. 60½" lofted, or 32½", 28½", 24½" or 12½" unlofted. One 36" x 80" sleep surface. Weight 100.

RM09DT24W Desktop Bookcase,
1-Shelf

10"d x 48"w x 23¾"h




RM09DT24W

Constructed of solid planked oak with oak veneered back. Weight 19.

OPTIONS:

RM07SR Safety Rail

¾"d x 48"w x 16"h

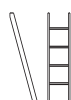


RM07SR

Constructed of solid oak. Hooks included for on-site installation. Weight 15.

RM72LG2 Ladder, 4-Step

3"d x 14½"w x 60½"h



RM72LG2

Constructed of solid oak. Hooks included for on-site installation. Weight 14.

See additional options listed for individual products on other pages.

**NOTE: To increase drawer space substitute RM03W chest and RM05 desk with RM09DT24 bookcase for RM03 chest and RM05W desk with RM09DT24W bookcase.
Change model numbers accordingly and use product prices from preceding pages.**

Available in Natural Finish Only.

**Minimum 25 units each required
for finishes other than Natural
and may extend lead time.**

**S O L I D O A K
CASEGOODS**

Model No.	Option	Carton	Natural	Medium Oak	Walnut	Boston Cherry	Natural Cherry
RMLG2LOFT		164	4006	4175	4175	4175	4175
RM02LG2		47	1621	1695	1695	1695	1695
RM03		28	703	736	736	736	736
RM05W		33	858	882	882	882	882
RM07LG2		28	490	501	501	501	501
RM09DT24W		28	334	361	361	361	361
RM07SR		19	149	155	155	155	155
RM72LG2		19	241	250	250	250	250

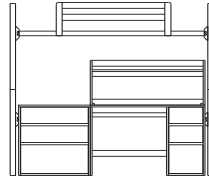


R O O M M A T E

**NOTE: Due to solid wood construction, items are inventoried in Natural.
Minimum 25 units each required for finishes other than Natural and may extend lead time.**

RMLG22LOFT Loft Group 22
(Consisting of items listed below)

36"d x 85"w x 72"h



RMLG22 LOFT

Details as below.
Weight 410.

RM03W Chest, 3-Drawer

24"d x 36"w x 29½"h



RM03W

Constructed of solid planked oak with oak veneered back. Drawers feature finger dovetail construction and steel suspension slides with beveled finger pulls on fronts. Weight 110.

RM05 Desk w/3-Drawer Pedestal

24"d x 42"w x 29½"h

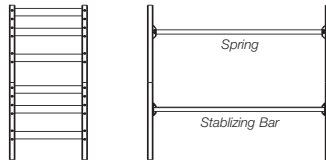


RM05

Constructed of solid planked oak with oak veneered back. Drawers feature finger dovetail construction and steel suspension slides with beveled finger pulls on fronts. Kneespace clearance 25¼". Weight 99.

RM07LG22 High Loft/Bunkable Bed

36"d x 85"w x 36"/36":36"/36"h



RM07LG22

Solid oak post-and-rail end assemblies 36"h bolted to sinuous wire bedspring and to stabilizer bar. Spring Ht. 60½" lofted, 32½", 28½", 24½" or 12½". Weight 100.

RM09DT24 Desktop Bookcase,
1-Shelf

10"d x 42"w x 23¾"h



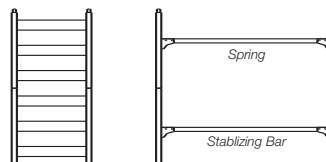
RM09DT24

Constructed of solid planked oak with oak veneered back, one shelf. Weight 19.

OPTIONS:

RM07LG22HLK High Loft/Bunkable
Bed: Hook Lock

38"d x 85"w x 37½"/37½":37½"/37½"h



RM07LG22HLK

Details as above, with stabilizer rail and stabilizer bracket. Spring Ht. 59½" lofted. Weight 100.

RM07SR Safety Rail

¼"d x 48"w x 16"h



RM07SR

Constructed of solid oak. Hooks included for on-site installation. Weight 15.

See additional options listed for individual products on other pages.

Available in Natural Finish Only.

**Minimum 25 units each required
for finishes other than Natural
and may extend lead time.**

Model No.	Option	Carton	Natural	Medium Oak	Walnut	Boston Cherry	Natural Cherry
RMLG22LOFT		130	2710	2869	2869	2869	2869
RM03W		30	769	811	811	811	811
RM05		30	803	831	831	831	831
RM07LG22		42	827	853	853	853	853
RM09DT24		28	311	374	374	374	374
RM07LG22HLK		42	943	977	977	977	977
RM07SR		19	149	155	155	155	155

**SOLID OAK
CASEGOODS**

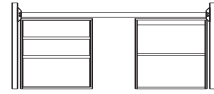
► R O O M M A T E

**NOTE: Due to solid wood construction, items are inventoried in Natural.
Minimum 25 units each required for finishes other than Natural and may extend lead time.**

RMLOWLOFT

(Consisting of items listed below)

36"d x 85"w x 36":36"h



LOW LOFT

Details as below.
Weight 209.

RM03 Chest, 3-Drawer

24"d x 30"w x 29½"h

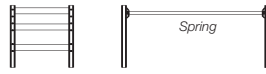


RM03
RM03W

Constructed of solid planked oak with oak veneered back. Drawers feature finger dovetail construction and steel suspension slides with beveled finger pulls on fronts.
Weight 101.

RM07LL Low Loft/Bunkable Bed

36"d x 85"w x 36":36"h

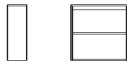


RM07LL

Solid oak post-and-rail end assemblies 36"h bolted to sinuous wire bedspring. Spring Ht. 32½", 28½", 24½" or 12½". One 36" x 80" sleep surface.
Weight 75.

RM09 Bookcase, 2 Openings

10"d x 30"w x 29½"h



RM09
RM09W

Constructed of solid planked oak with oak veneered back, two openings.
Weight 33.

OPTIONS:

RM03W Chest, 3-Drawer

24"d x 36"w x 29½"h



RM03W

Constructed of solid planked oak with oak veneered back. Drawers feature finger dovetail construction and steel suspension slides, beveled finger pulls on fronts.
Weight 110.

RM07LLHLK Low Loft/Bunkable Bed Hook Lock

38"d x 85"w x 37½":37½"h

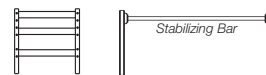


RM07LLHLK

Solid oak post-and-rail end assemblies 37½"h, with integral post connectors, hooked to sinuous wire bedspring. Spring Ht. variable in 3" increments from 5½" to 35½". No tools or hardware required. One 36" x 80" sleep surface.
Weight 75.

RM07LS Loft Support

36"d x 85"w x 36":36"h

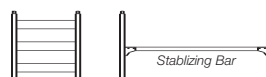


RM07LS

Solid oak post-and-rail end assemblies 36"h bolted to stabilizer bar. Converts RM07LL to RM07LG22.
Weight 40.

RM07LSHLK Loft Support:Hook Lock

38"d x 85"w x 37½":37½"h



RM07LSHLK

Solid oak post-and-rail end assemblies 36"h bolted to stabilizer bar. Converts RM07LLHLK to RM07LG22HLK
Weight 40.

RM09W Bookcase, 2 Openings

10"d x 36"w x 29½"h



RM09W

Details as for RM09 above, 36"w.
Weight 38.

See additional options listed for individual products on other pages.

Available in Natural Finish Only.

*Minimum 25 units each required
for finishes other than Natural
and may extend lead time.*

Model No.	Option	Carton	Natural	Medium Oak	Walnut	Boston Cherry	Natural Cherry
RMLOWLOFT		84	1545	1610	1610	1610	1610
RM03		28	703	736	736	736	736
RM07LL		28	473	479	479	479	479
RM09		28	369	395	395	395	395
RM03W		30	769	811	811	811	811
RM07LLHLK		28	530	548	548	548	548
RM07LS		21	330	341	341	341	341
RM07LSHLK		21	414	430	430	430	430
RM09W		28	419	434	434	434	434

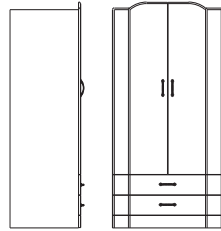
S O L I D O A K
CASEGOODS



P O L Y N N I U M

PLC02 *Wardrobe, 2-Door, 2-Drawer*

23½"d x 36"w x 73½"h

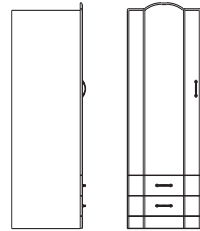


PLC02

Constructed of seamless polymer surfaces with two doors, two drawers and clothes pole. Vinyl faced back panels are routed into all four adjacent surfaces. Assembles with metal-to-metal fastening hardware. Weight 180.

PLC02/1D *Wardrobe, 1-Door, 2-Drawer*

23½"d x 24"w x 73½"h

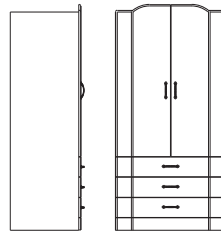


PLC02/1D

Details as above
Weight 130.

PLC80 *TV/VCR Armoire*

23½"d x 36"w x 73½"h



PLC80

Details as above with two doors, three drawers.
Weight 200.

OPTIONS:

LOCKDSB

1-LOCKP3

3-LOCKP3

2-LOCKP3

PLCDP

MR1424

MR1448

PULLOUTSHELF

RMOTB

RMOTBM

Cylinder Lock w/Slide Bolts (2-Door Wardrobe)

Drawer Lock, Single (Top Drawer Only)

Door Lock - Wardrobe 36"w - w/Divider Panel

Door Lock, Single

Center Divider Panel (2-Door Wardrobe)

Frameless Mirror w/Safety Back (Field Installed):

14" x 24"

14" x 48"

Pull Out Tray For PLC80

Towel Bar: (Field Installed)

Oak

Metal

Model No.	Option	Carton	Natural	Boston Cherry	Natural Maple	Natural Cherry
PLC02		61	1559	1559	1559	1559

PLC02/1D		48	1253	1253	1253	1253
-----------------	--	----	------	------	------	------

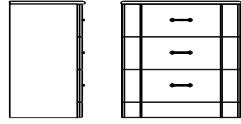
PLC80		61	1676	1676	1676	1676
--------------	--	----	------	------	------	------

LOCKDSB	81
1-LOCKP3	31
3-LOCKP3	31
2-LOCKP3	61
PLCDP	70
MR1424	30
MR1448	38
PULLOUTSHELF	134
RMOTB	28
RMOTBM	32

▶ P O L Y N N I U M

PLC03 *Chest, 3-Drawer*

19"d x 30"w x 29½"h

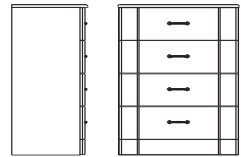


PLC03

Constructed of seamless polymer surfaces. Back panels are routed into all four adjacent surfaces. Assembles with metal-to-metal fastening hardware. Weight 75.

PLC04 *Chest, 4-Drawer*

19"d x 30½"w x 38"h



PLC04

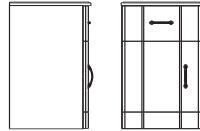
Details as above with four drawers. Weight 110.

OPTIONS:
1-LOCKP3

Drawer Lock, Single (Top Drawer Only)

PLC101 *Bedside Cabinet, 1-Drawer, 1-Door, w/Adjustable Shelf*

19"d x 19"w x 29½"h

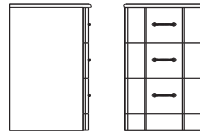


PLC101

Constructed of seamless polymer surfaces. Back panels are routed into all four adjacent surfaces. Assembles with metal-to-metal fastening hardware. One-door, one-drawer, adjustable shelf and ventilated back. Weight 55.

PLC103 *Bedside Cabinet, 3-Drawer*

19"d x 19"w x 29½"h



PLC103

Details as above with three drawers. Weight 55.

OPTIONS:
CAST4H
PDL1516
PTT1404
2-LOCKP3
1-LOCKP3

2" Double Wheel Casters, Gray
Plastic Drawer Liner (18" x 18½")
Suspended Toiletry Tray (18" x 18½")
Door Lock, Single
Drawer Lock, Single (Top Drawer Only)

PLCBE15 *Bed End*

¾"d x 36"w x 15"h

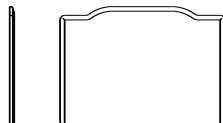


PLCBE15

Polynnum-styled bed end panel
Weight 20.

PLCBE26 *Bed End*

¾"d x 36"w x 26"h



PLCBE26

Polynnum-styled bed end panel
Weight 30.

Model No.	Option	Carton	Natural	Boston Cherry	Natural Maple	Natural Cherry
PLC03		36	802	802	802	802
PLC04		36	1008	1008	1008	1008
1-LOCKP3	31					
PLC101		29	641	641	641	641
PLC103		29	679	679	679	679
CAST4H	42					
PDL1516	19					
PTT1404	13					
2-LOCKP3	61					
1-LOCKP3	31					
PLCBE15		10	153	153	153	153
PLCBE26		10	274	274	274	274



G R A D U A T E

NOTE: Items are available in Clear Maple finish only.

GC01S *Wardrobe w/2 Doors, Shelf*

24¼"d x 38"w x 72"h

**OPTIONS:
LOCKEH**

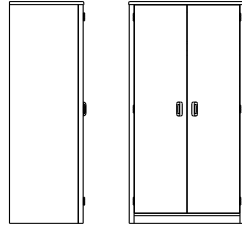
**LOCKDSB
3-LOCK03**

**MR1424
MR1448**

**MR1424ACRYLA
MR1448ACRYLA**

**RMOTB
RMOTBM**

METALBAR34



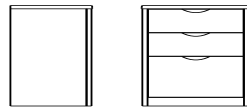
GC01S

Constructed of solid maple with maple veneer side panels, two maple veneer hinged doors and hanger rod. Matching vinyl faced back is routed into all four adjacent surfaces.
Weight 217.

- Padlock Eyehooks w/Slide Bolts
(2-Door Wardrobe) (Field Installed)
- Cylinder Lock w/Slide Bolts (2-Door Wardrobe)
- Drawer Lock, Single
- Frameless Mirror w/Safety Back (Field Installed):
 - 14" x 24"
 - 14" x 48"
- Frameless Mirror, Acrylic (Field Installed):
 - 14" x 24"
 - 14" x 48"
- Towel Bar (Field Installed):
 - Oak
 - Metal
- J-Bar Hanger Support (Metal):
 - 36"w Wardrobe

GC03 *Chest, 3-Drawer*

24"d x 32"w x 29¾"h

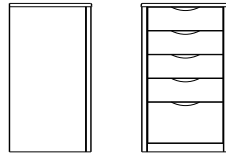


GC03

Constructed of solid maple with maple veneer side panels, matching HPL top and matching vinyl faced back. Drawers feature finger dovetail construction and carved pulls.
Weight 91.

GC04 *Chest, 5-Drawer*

24"d x 26"w x 43¾"h



GC04

Details as above.
Weight 121.

NOTE: For coordinating Ava Side Chair, see page 128.

Available in Clear Maple finish only.

SOLID / VENEER
CASEGOODS

Model No.	Option	Carton	List Price
GC01S		47	1654
LOCKEH	81		
LOCKDSB	81		
3-LOCK03	31		
MR1424	30		
MR1448	38		
MR1424ACRYLA	65		
MR1448ACRYLA	128		
RMOTB	28		
RMOTBM	32		
METALBAR34	70		

GC03 28 810

GC04 31 1037

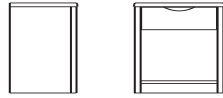


G R A D U A T E

NOTE: Items are available in Clear Maple finish only.

GC10 *Nightstand, 1-Drawer*

18"d x 26"w x 24"h



GC10

Constructed of solid maple with maple veneer side panels, matching HPL top and matching vinyl faced back. Drawers feature finger dovetail construction and carved pulls.
Weight 57.

**OPTIONS:
1-LOCK03
LOCKENTD**

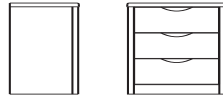
Drawer Lock, Single (Top Drawer Only, Offset)
Padlock Eyehooks (Top Drawer Only, Offset)
(Field Installed)

**BUSHING
NONREMDRW**

Tension Arm Lamp Bushing
Non-removable Glides (Per Drawer)

GC103 *Nightstand, 3-Drawer*

18"d x 26"w x 24"h



GC103

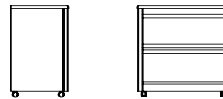
Constructed of solid maple with maple veneer side panels, matching HPL top and matching vinyl faced back. Drawers feature finger dovetail construction and carved pulls.
Weight 57.

**OPTIONS:
1-LOCK03
LOCKENTD**

Drawer Lock, Single (Top Drawer Only, Offset)
Padlock Eyehooks (Top Drawer Only, Offset) (Field Installed)

GC10TV *TV/DVD Stand,
1-Shelf, Casters*

20"d x 32"w x 31¾"h



GC10TV

Constructed of solid maple with maple veneer.
Weight 75.

NOTE: For coordinating Ava Side Chair, see page 128.

Available in Clear Maple finish only.

Model No.	Option	Carton	List Price
GC10		28	555
1-LOCK03	31		
LOCKENTD	26		
BUSHING	30		
NONREMDRW	10		
GC103		28	645
1-LOCK03	31		
LOCKENTD	26		
GC10TV		28	710

SOLID / VENEER
CASEGOODS

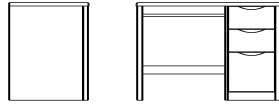


G R A D U A T E

NOTE: Items are available in Clear Maple finish only.

GC05 Desk, w/3-Drawer Pedestal

24"d x 44"w x 29¾"h



GC05

Constructed of solid maple with maple veneer side panels, matching HPL top and matching vinyl faced back. Drawers feature finger dovetail construction, epoxy coated steel suspension slides and carved pulls. Kneespace clearance 25¾"h. Weight 100.

OPTIONS:

KEYBDTRAY

KNPDDRW

KNCPUDRW

KNPDSF

1-LOCK03

LOCKENTD

BUSHING

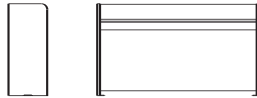
NONREMDRW

Pedestal Keyboard Tray*
Kneespace Pencil Drawer
Kneespace Computer Keyboard Drawer
Kneespace Panel Drawer with Shaped Front
Drawer Lock, Single (Top Drawer Only)
Padlock Eyehooks
(Top Drawer Only, Offset) (Field Installed)
Tension Arm Lamp Bushing
Non-removable Glides (Per Drawer)

**Replaces Top Pedestal Drawer
(100 lb test full-extension slide)*

GC09DT24 Desktop Bookcase,
1-Shelf

10"d x 42"w x 23¾"h

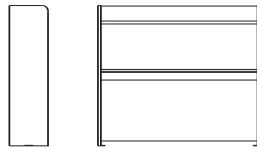


GC09DT24

Constructed of solid maple with maple veneer back, one shelf. Weight 32.

GC09DT36 Desktop Bookcase,
2-Shelf

10"d x 42"w x 36¼"h



GC09DT36

Details as above. Weight 42.

OPTIONS:

TACKBDSI

TL20SS

TL20I

TL30I

Tackboard Back, Standard
Tasklight 20 Watt Solid State
Tasklight 20 Watt with Grounded Outlet
Tasklight 30 Watt with Grounded Outlet

NOTE: For coordinating Ava Side Chair, see page 128.

Available in Clear Maple finish only.

Model No.	Option	Carton	List Price
GC05		28	897
KEYBDTRAY	35		
KNPDDRW	57		
KNCPUDRW	110		
KNPDSF	65		
1-LOCK03	31		
LOCKENTD	26		
BUSHING	30		
NONREMDRW	10		
GC09DT24		28	351
GC09DT36		28	524
TACKBDSI	47		
TL20SS	34		
TL20I	90		
TL30I	107		

SOLID / VENEER
CASEGOODS


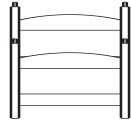


G R A D U A T E

NOTE: Items are available in Clear Maple finish only.

GC07TRK *Bunkable Bed:
Track Lock*

38"d x 85"w x 37½":25½"h

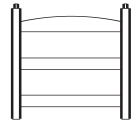


GC07TRK

Sinous wire bedspring hooked to solid maple post-and-rail assemblies 37½" and 25½"h with integral post connectors. Spring Ht. variable in 3" increments from 5½" to 23½". No tools or hardware required. One 36" x 80" sleep surface. Weight 65.

GC07LLTRK *Low Loft/
Bunkable Bed:
Track Lock*

38"d x 85"w x 37½":37½"h

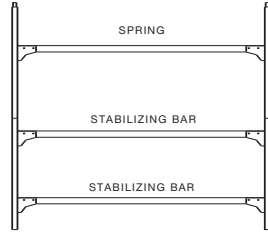
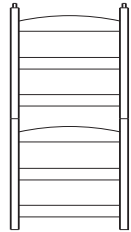


GC07LLTRK

Sinous wire bedspring hooked to solid maple post-and-rail assemblies 37½"h with integral post connectors. Spring Ht. variable in 3" increments from 5½" to 35½". No tools or hardware required. One 36" x 80" sleep surface. Weight 75.

GC07LG22TRK *High Loft/
Bunkable Bed:
Track Lock*

38"d x 85"w x 37½":37½"h

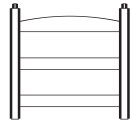


GC07LG22TRK

Details as above with two stabilizer bars. Spring Ht. 59½" lofted. One 36" x 80" sleep surface. Weight 100.

GC07LSTRK *Loft Support:
Track Lock*

38"d x 85"w x 37½":37½"h



GC07LSTRK

Two stabilizer bars hooked to solid maple post-and-rail assemblies 37½"h with integral post connectors. Converts GC07LLTRK to GC07LG22TRK. Weight 40.

OPTIONS:

- SB80TRK**
- SP3680PDTRK**

Stabilizer Bar–Track Lock Bed
Perforated Deck (substitute for standard bedspring)–Track Lock Bed

MATTRESSES/BOXSPRINGS

(SEE PAGE 90)

Available in Clear Maple finish only.

SOLID / VENEER
CASEGOODS

Model No.	Option	Carton	List Price
GC07TRK		30	546
GC07LLTRK		30	598
GC07LG22TRK		42	1058
GC07LSTRK		21	468
SB80TRK	34		
SP3680PDTRK	155		




M I S S I O N

**NOTE: Items are inventoried in Mission Oak finish only.
Minimum 25 units each required for finishes other than Mission Oak and may extend lead time.**

MC01S *Wardrobe w/2 Doors, Shelf*

24"d x 37½"w x 72"h



MC01S

Constructed of solid oak with oak veneer side panels, two oak veneer hinged paneled doors and hanger rod. Oak veneer back is routed into all four adjacent surfaces.
Weight 217.

**OPTIONS:
LOCKEH**

**3-LOCK03
LOCKDSB**

**MR1424
MR1448**

**MR1424ACRYLA
MR1448ACRYLA**

**RMOTB
RMOTBM**

METALBAR34

Padlock Eyehooks w/Slide Bolts
(2-Door Wardrobe) (Field Installed)

Door Lock, Single

Cylinder Lock w/Slide Bolts (2-Door Wardrobe)

Frameless Mirror w/Safety Back (Field Installed):

14" x 24"

14" x 48"

Frameless Mirror, Acrylic (Field Installed):

14" x 24"

14" x 48"

Towel Bar (Field Installed):

Oak

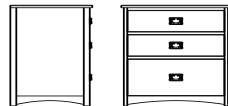
Metal

J-Bar Hanger Support (Metal):

36"w Wardrobe

MC03 *Chest, 3-Drawer*

24"d x 32"w x 29½"h

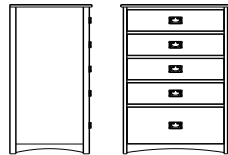


MC03

Constructed of solid oak with oak veneer side panels and back. Drawers with detachable/replaceable solid oak fronts, epoxy coated steel suspension slides and loose bail pulls.
Weight 120.

MC04WD *Chest, 5-Drawer*

24"d x 32"w x 43¾"h



MC04WD

Details as above.

Weight 160.

OPTIONS:

1-LOCK03

LOCKENTD

BUSHING

NONREMDRW

Drawer Lock, Single (Top Drawer Only)

Padlock Eyehooks (Top Drawer Only) (Field Installed)

Tension Arm Lamp Bushing

Non-removable Glides (Per Drawer)

NOTE: For coordinating Mission Side Chairs, see page 130.

Available in Mission Oak finish only.

*Minimum 25 units each required
for finishes other than Mission Oak
and may extend lead time.*

Model No.	Option	Carton	Mission Oak	Natural	Walnut	Boston Cherry	Natural Cherry
MC01S		47	1633	1601	1633	1633	1633
LOCKEH	81						
3-LOCK03	31						
LOCKDSB	81						
MR1424	30						
MR1448	38						
MR1424ACRYLA	65						
MR1448ACRYLA	128						
RMOTB	28						
RMOTBM	32						
METALBAR34	70						
MC03		28	793	777	793	793	793
MC04WD		33	1009	989	1009	1009	1009
1-LOCK03	31						
LOCKENTD	26						
BUSHING	30						
NONREMDRW	10						

SOLID / VENEER
CASEGOODS

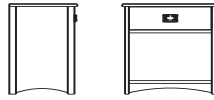


M I S S I O N

**NOTE: Items are inventoried in Mission Oak finish only.
Minimum 25 units each required for finishes other than Mission Oak and may extend lead time.**

MC10 Nightstand, 1-Drawer

18"d x 26"w x 24"h




MC10

Constructed of solid oak with oak veneer side panels and back. Drawers with detachable solid oak fronts, epoxy coated steel suspension slides and loose bail pulls.
Weight 47.

MC103 Nightstand, 3-Drawer

18"d x 26"w x 24"h



MC103

Details as above.
Weight 57.

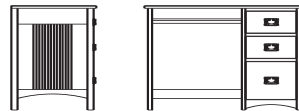
OPTIONS:

- 1-LOCK03**
- LOCKENTD**
- BUSHING**
- NONREMDRW**

Drawer Lock, Single (Top Drawer Only)
Padlock Eyehooks (Top Drawer Only) (Field Installed)
Tension Arm Lamp Bushing
Non-removable Glides (Per Drawer)

MC05 Desk, w/ 3-Drawer Pedestal

24"d x 45"w x 29½"h



MC05

Constructed of solid oak with oak veneer side panels and back. Drawers with detachable solid oak fronts, epoxy coated steel suspension slides and loose bail pulls. Kneespace clearance 25¾"h.
Weight 104.

OPTIONS:

- KEYBDTRAY**
- KNPDDRW**
- KNCPUDRW**
- KNPDSF**
- 1-LOCK03**
- LOCKENTD**
- BUSHING**
- NONREMDRW**

Pedestal Keyboard Tray*
Kneespace Pencil Drawer
Kneespace Computer Keyboard Drawer
Kneespace Panel Drawer with Shaped Front
Drawer Lock, Single (Top Drawer Only)
Padlock Eyehooks (Top Drawer Only) (Field Installed)
Tension Arm Lamp Bushing
Non-removable Glides (Per Drawer)

**Replaces Top Pedestal Drawer
(100 lb test full-extension slide)*

NOTE: For coordinating Mission Side Chairs, see page 130.

Available in Mission Oak finish only.

*Minimum 25 units each required
for finishes other than Mission Oak
and may extend lead time.*

Model No.	Option	Carton	Mission Oak	Natural	Walnut	Boston Cherry	Natural Cherry
MC10		28	435	426	435	435	435
MC103		28	533	523	533	533	533
1-LOCK03	31						
LOCKENTD	26						
BUSHING	30						
NONREMDRW	10						
MC05		28	881	864	881	881	881
KEYBDTRAY	35						
KNPDDRW	57						
KNCPUDRW	110						
KNPSF	65						
1-LOCK03	31						
LOCKENTD	26						
BUSHING	30						
NONREMDRW	10						

SOLID / VENEER
CASEGOODS



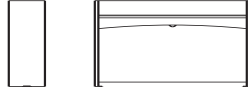
M I S S I O N

NOTE: Items are inventoried in Mission Oak finish only.

Minimum 25 units each required for finishes other than Mission Oak and may extend lead time.

MC09DT24 Desktop Bookcase,
1-Shelf

10"d x 43"w x 23¾"h

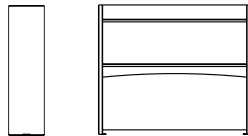


MC09DT24

Constructed of solid oak with oak veneer back,
one shelf.
Weight 38.

MC09DT36 Desktop Bookcase,
2-Shelf

10"d x 43"w x 36¼"h



MC09DT36

Details as above.
Weight 95.

OPTIONS:
TACKBDSI
TL20SS
TL20I
TL30I

Tackboard Back, Standard
Tasklight 20 Watt Solid State
Tasklight 20 Watt with Grounded Outlet
Tasklight 30 Watt with Grounded Outlet

NOTE: For coordinating Mission Side Chairs, see page 130.

Available in Mission Oak finish only.

*Minimum 25 units each required
for finishes other than Mission Oak
and may extend lead time.*

Model No.	Option	Carton	Mission Oak	Natural	Walnut	Boston Cherry	Natural Cherry
MC09DT24		28	356	349	356	356	356
MC09DT36		28	508	498	508	508	508
TACKBDSI	47						
TL20SS	34						
TL20I	90						
TL30I	107						

**SOLID / VENEER
CASEGOODS**



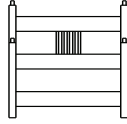
M I S S I O N

NOTE: Items are inventoried in Mission Oak finish only.

Minimum 25 units each required for finishes other than Mission Oak and may extend lead time.

MC07TRK *Bunkable Bed:
Track Lock*

38"d x 85"w x 37½":25½"h

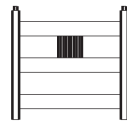


MC07TRK

Sinuous wire bedspring hooked to solid oak post-and-rail assemblies 37½" and 25½" with integral post connectors. Spring Ht. variable in 3" increments from 5½" to 23½". No tools or hardware required. One 36" x 80" sleep surface. Weight 65.

MC07LLTRK *Low Loft/
Bunkable Bed:
Track Lock*

38"d x 85"w x 37½":37½"h

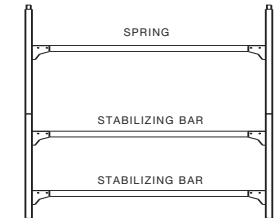
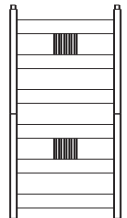


MC07LLTRK

Sinuous wire bedspring hooked to solid oak post-and-rail assemblies 37½" with integral post connectors. Spring Ht. variable in 3" increments from 5½" to 35½". No tools or hardware required. One 36" x 80" sleep surface. Weight 75.

MC07LG22TRK *High Loft/
Bunkable Bed:
Track Lock*

38"d x 85"w x 37½":37½"h

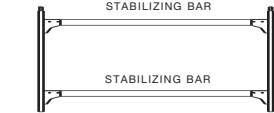


MC07LG22TRK

Details as above with two stabilizer bars. Spring Ht. 59½" lofted. One 36" x 80" sleep surface. Weight 100.

MC07LSTRK *Loft Support:
Track Lock*

38"d x 85"w x 37½":37½"h



MC07LSTRK

Two stabilizer bars hooked to solid oak post-and-rail assemblies 37½" with integral post connectors. Converts MC07LLTRK to MC07LG22TRK. Weight 40.

OPTIONS:

SB80TRK

SP3680PDTRK

Stabilizer Bar–Track Lock Bed
Perforated Deck (substitute for standard
bedspring)–Track Lock Bed

MATTRESSES/BOXSPRINGS

(SEE PAGE 90)

Available in Mission Oak finish only.

**Minimum 25 units each required
for finishes other than Mission Oak
and may extend lead time.**

**SOLID / VENEER
CASEGOODS**

Model No.	Option	Carton	Mission Oak	Natural	Walnut	Boston Cherry	Natural Cherry
MC07TRK		28	591	581	591	591	591
MC07LLTRK		28	646	636	646	646	646
MC07LG22TRK		42	1147	1129	1147	1147	1147
MC07LSTRK		21	510	501	510	510	510
SB80TRK	34						
SP3680PDTRK	155						



S

H

A

K


E

R

**NOTE: Items are available in Medium Oak finish only.
Minimum 50 units each required.**

SC01S *Wardrobe w/2 Doors, Shelf*

24"d x 36"w x 72"h



SC01S

Constructed of solid planked oak with oak veneer ply side panels, two oak veneer ply hinged doors and hanger rod. Oak veneer ply back is routed into all four adjacent surfaces.
Weight 182.

**OPTIONS:
LOCKEH**

**LOCKDSB
3-LOCK03**

**MR1424
MR1448**

**MR1424ACRYLA
MR1448ACRYLA**

**RMOTB
RMOTBM**

METALBAR34

Padlock Eyehooks w/Slide Bolts
(2-Door Wardrobe) (Field Installed)
Cylinder Lock w/Slide Bolts (2-Door Wardrobe)
Drawer Lock, Single
Frameless Mirror w/Safety Back (Field Installed):
14" x 24"
14" x 48"
Frameless Mirror, Acrylic (Field Installed):
14" x 24"
14" x 48"
Towel Bar (Field Installed):
Oak
Metal
J-Bar Hanger Support (Metal):
36"w Wardrobe

SC03 *Chest, 3-Drawer*

24"d x 31½"w x 29½"h

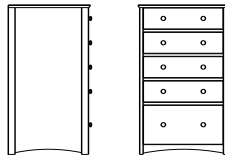


SC03

Constructed of solid planked oak with oak veneer ply side panels and back. Drawers feature finger dovetail construction, epoxy coated steel suspension slides and solid oak knobs.
Weight 91.

SC04 *Chest, 5-Drawer*

24"d x 26½"w x 43¾"h



SC04

Details as above.
Weight 121.

**OPTIONS:
1-LOCK03
LOCKENTD
BUSHING
NONREMDRW**

Drawer Lock, Single (Top Drawer Only)
Padlock Eyehooks (Top Drawer Only) (Field Installed)
Tension Arm Lamp Bushing
Non-removable Glides (Per Drawer)

NOTE: For coordinating Shaker School Side Chair, see page 128.

Available in Medium Oak finish only.

**Minimum 50 units each required
for finishes other than Medium Oak
and may extend lead time.**

Model No.	Option	Carton	Medium Oak	Natural	Walnut	Boston Cherry	Natural Cherry
SC01S		47	1533	1492	1533	1533	1533
LOCKEH	81						
LOCKDSB	81						
3-LOCK03	31						
MR1424	30						
MR1448	38						
MR1424ACRYLA	65						
MR1448ACRYLA	128						
RMOTB	28						
RMOTBM	32						
METALBAR34	70						
SC03		28	723	706	723	723	723
SC04		33	921	899	921	921	921
1-LOCK03	31						
LOCKENTD	26						
BUSHING	30						
NONREMDRW	10						



S

H

A

K

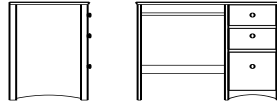
E

R

**NOTE: Items are available in Medium Oak finish only.
Minimum 50 units each required.**

SC05 Desk, w/3-Drawer Pedestal

24"d x 43¾"w x 29½"h



SC05

Constructed of solid planked oak with oak veneer ply side panels and back. Drawers feature finger dovetail construction, epoxy coated steel suspension slides and solid oak knobs. Kneespace clearance 25¾"h. Weight 100.

OPTIONS:

KEYBDTRAY

KNPDDRW

KNCPUDRW

KNPDSF

1-LOCK03

LOCKENTD

BUSHING

NONREMDRW

Pedestal Keyboard Tray*

Kneespace Pencil Drawer

Kneespace Computer Keyboard Drawer

Kneespace Computer Drawer with Shaped Front

Drawer Lock, Single (Top Drawer Only)

Padlock Eyehooks (Top Drawer Only) (Field Installed)

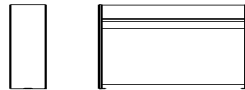
Tension Arm Lamp Bushing

Non-removable Glides (Per Drawer)

**Replaces Top Pedestal Drawer
(100 lb test full-extension slide)*

SC09DT24 Desktop Bookcase,
1-Shelf

10"d x 42"w x 23¾"h



SC09DT24

Constructed of solid oak with oak veneer ply back, one shelf. Weight 32.

OPTIONS:

TACKBDSI

TL20SS

TL20I

TL30I

Tackboard Back, Standard

Tasklight 20 Watt Solid State

Tasklight 20 Watt with Grounded Outlet

Tasklight 30 Watt with Grounded Outlet

NOTE: For coordinating Shaker School Side Chair, see page 128.

Available in Medium Oak finish only.

*Minimum 50 units each required
for finishes other than Medium Oak
and may extend lead time.*

Model No.	Option	Carton	Medium Oak	Natural	Walnut	Boston Cherry	Natural Cherry
SC05		28	797	774	797	797	797
KEYBDTRAY	34						
KNPDDR	57						
KNCPUDRW	110						
KNPDSF	65						
1-LOCK03	31						
LOCKENTD	26						
BUSHING	30						
NONREMDRW	10						
SC09DT24		28	326	313	326	326	326
TACKBDSI	47						
TL20SS	34						
TL20I	90						
TL30I	107						

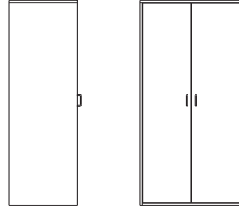
SOLID / VENEER
CASEGOODS



R O O M M A T E / C L

RC01S *Wardrobe w/2 Doors & Shelf*

24"d x 36"w x 72"h

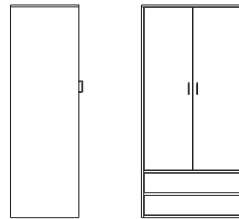


RC01S

Constructed of oak veneered sides and doors, laminate back. Assembled with 3 piece metal fastening system, consisting of insert, bolt and cam. Weight 182.

RC02 *Wardrobe w/2 Doors & 2 Drawers*

24"d x 36"w x 74¾"h



RC02

Details as above with two drawers. Drawers feature 4-sided dovetailed drawer box with attached laminate drawer front. Weight 205.

OPTIONS: LOCKEH

LOCKENTD LOCKDSB 3-LOCK03 1-LOCK03

MR1424 MR1448

MR1424ACRYLA MR1448ACRYLA

RMOTB RMOTBM NONREMDRW

Padlock Eyehooks w/Slide Bolts
(2-Door Wardrobe) (Field Installed)
Padlock Eyehooks (Top Drawer Only) (Field Installed)
Cylinder Lock w/Slide Bolts (2-Door Wardrobe)
Door Lock, Single
Drawer Lock, Single (Top Drawer Only)
Frameless Mirror w/Safety Back (Field Installed):
14" x 24"
14" x 48"
Frameless Mirror, Acrylic (Field Installed):
14" x 24"
14" x 48"
Towel Bar (Field Installed):
Oak
Metal
Non-removable Glides (Per Drawer)

RC03 *Chest, 3-Drawer*

24"d x 30"w x 29½"h



RC03

Constructed of oak veneered sides, HPL top with PVC edge, laminate drawer fronts and back. Assembled with 3 piece metal fastening system consisting of insert, bolt and cam. Weight 101.

RC03W *Chest, 3-Drawer*

24"d x 36"w x 29½"h



RC03W

Details as above. Weight 110.

Model No.	Option	Carton	Natural	Natural Cherry
RC01S		46	1023	1031
RC02		59	1067	1076
LOCKEH	81			
LOCKENTD	26			
LOCKDSB	81			
3-LOCK03	31			
1-LOCK03	31			
MR1424	30			
MR1448	38			
MR1424ACRYLA	65			
MR1448ACRYLA	128			
RMOTB	28			
RMOTBM	32			
NONREMDRW	10			
RC03		27	597	605
RC03W		29	631	639



R O O M M A T E / C L

RC04 Chest, 5-Drawer

24"d x 24"w x 45¼"h

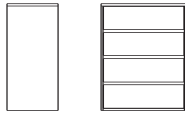


RC04

Constructed of oak veneered sides, HPL top with PVC edge, laminate drawer fronts and back. Assembled with 3 piece metal fastening system consisting of insert, bolt and cam. Weight 131.

RC04/4D Chest, 4-Drawer (4 equal drawers)

18"d x 30"w x 37½"h



RC04/4D

Details as above.
Weight 135.

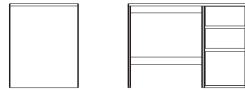
OPTIONS:

- 1-LOCK03**
- LOCKENTD**
- BUSHING**
- NONREMDRW**
- WRITESHELFLG**

- Drawer Lock, Single (Top Drawer Only)
- Padlock Eyehooks (Top Drawer Only) (Field Installed)
- Tension Arm Lamp Bushing
- Non-removable Glides (Per Drawer)
- Pull-out Writing Shelf

RC05 Desk w/3-Drawer Pedestal

24"d x 42"w x 29½"h

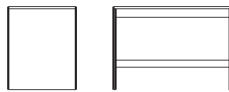


RC05

Constructed of oak veneered sides, HPL top with PVC edge, laminate drawer fronts and back. Assembled with 3 piece metal fastening system consisting of insert, bolt and cam. Drawers feature 4-sided dovetailed drawer box with attached drawer front. Weight 99.

RC05NP42 Writing Desk w/Modesty Panel

24"d x 42"w x 29½"h

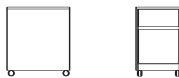


RC05NP42

Details as above.
Weight 71.

RC05/2DP Pedestal w/2 Drawers, Casters

22"d x 16"w x 24¼"h w/Casters



RC05/2DP

Constructed of oak veneered sides, HPL top with PVC edge, laminate drawer fronts and back. Wallsaver base with recessed casters. Assembled with 3 piece metal fastening system consisting of insert, bolt and cam. Drawers feature 4-sided dovetailed drawer box with attached drawer front. Weight 63.

OPTIONS:

- 1-LOCK03**
- LOCKENTD**
- BUSHING**
- NONREMDRW**
- WRITESHELFLG**

- Drawer Lock, Single (Top Drawer Only)
- Padlock Eyehooks (Top Drawer Only) (Field Installed)
- Tension Arm Lamp Bushing
- Non-removable Glides (Per Drawer)
- Pull-out Writing Shelf

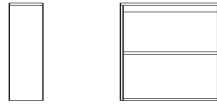
Model No.	Option	Carton	Natural	Natural Cherry
RC04		32	718	726
RC04/4D		32	680	688
1-LOCK03	31			
LOCKENTD	26			
BUSHING	30			
NONREMDRW	10			
WRITESHELFLG	113			
RC05		27	631	639
RC05NP42		27	389	397
RC05/2DP		27	403	411
1-LOCK03	31			
LOCKENTD	26			
BUSHING	30			
NONREMDRW	10			
WRITESHELFLG	113			



R O O M M A T E / C L

RC09 Bookcase, 2 Openings

10"d x 30"w x 29½"h

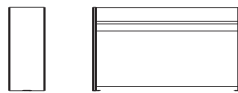


RM09

Constructed of oak veneered sides, laminate shelf and back. Assembled with 3 piece metal fastening system consisting of insert, bolt and cam. Weight 33.

RC09DT24 Desktop Bookcase, 1-Shelf

10"d x 42"w x 23¾"h

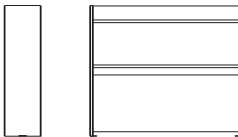


RM09DT24

Constructed of oak veneered sides, laminate shelf and back. Assembled with 3 piece metal fastening system consisting of insert, bolt and cam. One shelf. Weight 19.

RC09DT36 Desktop Bookcase, 2-Shelf

10"d x 42"w x 36¼"h



RM09DT36

Details as above, two shelves. Weight 29.

OPTIONS:

TACKBDSI

TL20SS

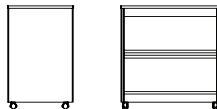
TL20I

TL30I

Tackboard Back, Standard
Tasklight 20 Watt Solid State
Tasklight 20 Watt with Grounded Outlet
Tasklight 30 Watt with Grounded Outlet

RC10TV TV/DVD Stand, 1-Shelf, Casters

20"d x 30¼"w x 31½"h



RC10TV

Constructed of oak veneered sides, HPL top with PVC edges. Assembled with 3 piece metal fastening system consisting of insert, bolt and cam. Weight 75.

Model No.	Option	Carton	Natural	Natural Cherry
RC09		27	316	324
RC09DT24		27	252	260
RC009DT36		27	348	356
TACKBDSI	47			
TL20SS	34			
TL20I	90			
TL30I	107			
RC10TV		32	422	430



HEALTH BEDS & ACCESSORIES

HEALTHBEDS:

HBC4GE 4-Motor

84½"d x 35"w x 30":7⅞"h

Electric, 4-DC motor bed with head, foot and hi-low function, hand pendant control, grid deck.
80" x 35" sleep surface.
Ships cartoned.
Weight 260.

HBC4GEY 4-Motor

80½"d x 35"w x 30":7⅞"h

Electric, 4-DC motor bed with head, foot and hi-low function, hand pendant control, grid deck.
74" x 35" sleep surface.
Ships cartoned.
Weight 240.

HBC4GMB 4-Motor

84½"d x 35"w x 30":7⅞"h

Electric, 4-DC motor bed with head, foot and hi-low function, hand pendant control, grid deck. Total head mobility. 80" x 35" sleep surface.
Ships cartoned.
Weight 260.

HBC4GMYB 4-Motor

80½"d x 35"w x 30":7⅞"h

Electric, 4-DC motor bed with head, foot and hi-low function, hand pendant control, grid deck. Total head mobility. 74" x 35" sleep surface.
Ships cartoned.
Weight 260.

NOTE: Prices do not include head and footboards.

SIDE RAILS - NON STORING EPOXY COATED:

HBRCD301 - 1/2 Length Side Rail

Deck mount.

HBRCD501 - 3/4 Length Side Rail

Collapsible, frame mount.

HBRCD930 - 3-Position Assist Rail

Pivot assist rail, frame mount.

OPTIONS:

HBC6586 - Bed Extender

6" head and foot end with board extender

HBC6564 - Extender Pad

Bed extender pad

HBC6598L - 24 V Battery

Battery backup, charger and brackets

Model No.	Carton	List Price
-----------	--------	------------

HBC4GE	63	2869
---------------	----	------

HBC4GEY	63	2869
----------------	----	------

HBC4GMB	63	3055
----------------	----	------

HBC4GMYB	63	3055
-----------------	----	------

HBRCD301		500
-----------------	--	-----

HBRCD501		815
-----------------	--	-----

HBRCD930		352
-----------------	--	-----

HBC6586		345
HBC6564		215
HBC6598L		674



HEALTH BEDS & ACCESSORIES

BED ENDS:

HFBLM Headboard/Footboard

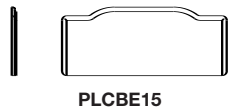
¾"d x 36"w x 15"h



Laminate panel headboard and footboard wood grain with vinyl edge.
Weight 30.

PLCBE15 Bed End

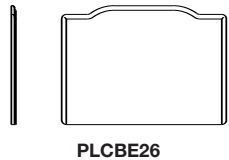
¾"d x 36"w x 15"h



Polynnum-styled bed end panel
Weight 20.

PLCBE26 Bed End

¾"d x 36"w x 26"h



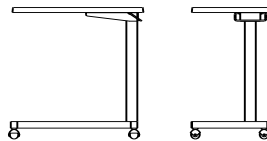
Polynnum-styled bed end panel
Weight 30

A full line of accessories are available.

OVERBED TABLES:

OB133B Overbed Table

16"d x 32"w x 30½":45½"h



Wood grain, HPL top, no vanity.
Weight 40.

OB133VB Overbed Table

16"d x 32"w x 30½":45½"h

OB133B & OB133VB

Details as above with vanity and mirror.
Weight 40.

NOTE: Overbed Tables ship cartoned. Assembly required.

Model No.	Carton	List Price	Natural	Boston Cherry	Woodrose	Natural Maple	Natural Cherry
HFBLM	21		211	211	211	211	211
PLCBE15	10		122	122	122	122	140
PLCBE26	10		192	192	192	192	220
OB133B		707					
OB133VB		886					



MATTRESSES & BOXSPRINGS

Note: Complies with Federal Regulation 16 CFR 1633

BSF3680P *Boxspring*
80"d x 36"w

Boxspring with polyester cover.
Weight 45.

BSF3875BS *Boxspring*
75"d x 38"w

Boxspring with anti-bacterial cover.
Weight 45.

BSF3875P *Boxspring*
75"d x 38"w

Boxspring with polyester cover.
Weight 45.

BSF3880P *Boxspring*
80"d x 38"w

Boxspring with polyester cover.
Weight 50.

BSF5475BS *Boxspring*
75"d x 54"w

Boxspring with anti-bacterial cover.
Weight 45.

BSF5475P *Boxspring*
75"d x 54"w

Boxspring with polyester cover.
Weight 60.

BSF5480P *Boxspring*
80"d x 54"w

Boxspring with polyester cover.
Weight 70.

BSF6080P *Boxspring*
80"d x 60"w

Boxspring with polyester cover.
Weight 80.

MTF3675BS *Mattress*
75"d x 36"w

Mattress, innerspring with anti-bacterial cover.
Weight 45.

MTF3675P *Mattress*
75"d x 36"w

Mattress, innerspring with polyester cover.
Weight 45.

MTF3675S *Mattress*
75"d x 36"w

Mattress, innerspring with anti-bacterial and
anti-static Soflux cover.
Weight 45.

MTF3680BS *Mattress*
80"d x 36"w

Mattress, innerspring with anti-bacterial cover.
Weight 50.

MTF3680P *Mattress*
80"d x 36"w

Mattress, innerspring with polyester cover.
Weight 50.

MTF3680PSY *Mattress*
80"d x 36"w

Mattress, inseamed foam available with nylon or
Soflux cover. Please specify.
Weight 55.

MTF3680S *Mattress*
80"d x 36"w

Mattress, innerspring with anti-bacterial and
anti-static Soflux cover.
Weight 45.

Model No.	List Price
BSF3680P	264
BSF3875BS	273
BSF3875P	235
BSF3880P	257
BSF5475BS	346
BSF5475P	311
BSF5480P	335
BSF6080P	380
MTF3675BS	269
MTF3675P	226
MTF3675S	287
MTF3680BS	273
MTF3680P	250
MTF3680PSY	1024
MTF3680S	273



MATTRESSES & BOXSPRINGS

MTF3875P *Mattress*
75"d x 38"w

Boxspring with anti-bacterial and anti-static cover.
Weight 45.

MTF3875BS *Mattress*
75"d x 38"w

Mattress, innerspring with anti-bacterial cover.
Weight 65.

MTF3880P *Mattress*
80"d x 38"w

Mattress, innerspring, with polyester cover.
Weight 70.

MTF5475BS *Mattress*
75"d x 54"w

Mattress, innerspring with anti-bacterial cover.
Weight 50.

MTF5475P *Mattress*
75"d x 54"w

Mattress, innerspring, with polyester cover.
Weight 75.

MTF5480P *Mattress*
80"d x 54"w

Mattress, innerspring, with polyester cover.
Weight 75.

MTF6080P *Mattress*
80"d x 60"w

Mattress, innerspring, with polyester cover.
Weight 75.

OPTION:

BFC *Boston Fire Code*

For any mattress selected with Boston Fire Code
(mattress only)

MTBSF3680P *Mattress/Boxspring*
80"d x 36"w

Mattress/boxspring set with polyester cover.
Weight 75.

MTBSF3875P *Mattress/Boxspring*
75"d x 38"w

Mattress/boxspring set with polyester cover.
Weight 75.

MTBSF3880P *Mattress/Boxspring*
80"d x 38"w

Mattress/boxspring set with polyester cover.
Weight 80.

MTBSF5475P *Mattress/Boxspring*
75"d x 54"w

Mattress/boxspring set with polyester cover.
Weight 90.

MTBSF5480P *Mattress/Boxspring*
80"d x 54"w

Mattress/boxspring set with polyester cover.
Weight 95.

MTBSF6080P *Mattress/Boxspring*
80"d x 60"w

Mattress/boxspring set with polyester cover.
Weight 100.

OPTION:

BFC *Boston Fire Code*

For any mattress selected with Boston Fire Code
(mattress only)

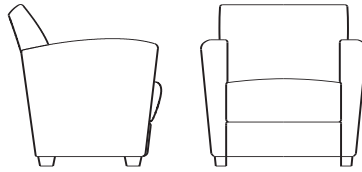
Model No.	Option	List Price
MTF3875P		237
MTF3875BS		302
MTF3880P		257
MTF5475BS		374
MT5475P		319
MTF5480P		362
MTF6080P		409
BFC	82	
MTBSF3680P		516
MTBSF3875P		469
MTBSF3880P		549
MTBSF5475P		630
MTBSF5480P		697
MTBSF6080P		786
BFC	82	



B R I S T O L

SF5101 Bristol Chair

30½"d x 33"w x 32½"h
Seat Ht. 17½" Arm Ht. 25½"



SF5101

Fully upholstered with solid hardwood and hardwood ply interior frames. Seat cushions are made of flame retardant, high-resiliency foam over arched tempered sinuous springs. Arms/side, seat/back are detachable. Weight 75. Yardage 5¼.

MOISBAR Moisture Barrier

Provided for seats, backs and arms of units.

CAL133 California 133

For any fabric selected with California 133.

SF5101T Bristol Chair w/Tablet Arm

30½"d x 33"w x 32½"h
Seat Ht. 17½" Arm Ht. 25½"

Details as above with fixed tablet arm.
Specify left or right facing.
Weight 75. Yardage 5¼.

MOISBAR Moisture Barrier

Provided for seats, backs and arms of units.

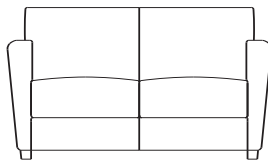
CAL133 California 133

For any fabric selected with California 133.

NOTE: Standard laminate color is black..

SF5102 Bristol Two-Seat Sofa

30½"d x 56½"w x 32½"h
Seat Ht. 17½" Arm Ht. 25½"



SF5102

Two-seat sofa, details as above.
Weight 100. Yardage 8.

MOISBAR Moisture Barrier

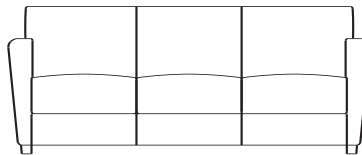
Provided for seats, backs and arms of units.

CAL133 California 133

For any fabric selected with California 133.

SF5103 Bristol Three-Seat Sofa

30½"d x 79½"w x 32½"h
Seat Ht. 17½" Arm Ht. 25½"



SF5103

Three-seat sofa, details as above.
Weight 125. Yardage 11.

MOISBAR Moisture Barrier

Provided for seats, backs and arms of units.

CAL133 California 133

For any fabric selected with California 133.

NOTE: Specify finish for legs.

Prices below are for standard finishes.
Please specify when ordering: Clear, Medium Oak, Walnut, Boston Cherry, or Natural Cherry.

Model No.	Carton	COM	1	2	3	4	5	6	7	8	9	10	11
SF5101	35	1197	1290	1342	1420	1485	1561	1639	1742	1862	1982	2108	2227

MOISBAR 184

CAL133 341

SF5101T	35	1315	1405	1455	1530	1590	1665	1740	1840	1955	2070	2190	2305
----------------	----	------	------	------	------	------	------	------	------	------	------	------	------

MOISBAR 184

CAL133 341

SF5102	45	1633	1764	1837	1946	2034	2143	2252	2398	2565	2733	2908	3075
---------------	----	------	------	------	------	------	------	------	------	------	------	------	------

MOISBAR 280

CAL133 520

SF5103	57	2225	2412	2516	2672	2797	2953	3109	3317	3556	3796	4045	4285
---------------	----	------	------	------	------	------	------	------	------	------	------	------	------

MOISBAR 385

CAL133 715



C

A

M

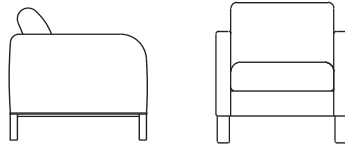
D

E

N

SF211 *Camden Chair*

32"d x 28"w x 31"h
Seat Ht. 17" Arm Ht. 24½"



Fully upholstered with 1" of dacron over 4" of flame retardant high-resiliency foam on sinuous wire spring seat. Seat/back and arm assemblies are detachable. Weight 85. Yardage 5.

SF211V *Camden Chair with Velcro Covers*

32"d x 28"w x 31"h
Seat Ht. 17" Arm Ht. 24½"

SF211

Details as above. Seat cushions feature Velcro attached upholstery. Front rails and back assembly are conventionally attached when Velcro is employed. Weight 85. Yardage 5.

MOISBAR *Moisture Barrier*

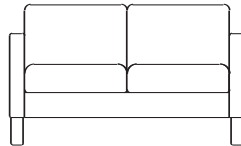
Provided for seats, backs and arms of units.

CAL133 *California 133*

For any fabric selected with California 133.

SF212 *Camden Two-Seat Sofa*

32"d x 49½"w x 31"h
Seat Ht. 17" Arm Ht. 24½"



Two-seat sofa, details as above. Weight 115. Yardage 7.

SF212V *Camden Two-Seat Sofa with Velcro Covers*

32"d x 49½"w x 31"h
Seat Ht. 17" Arm Ht. 24½"

SF212

Details as above. Seat cushions feature Velcro attached upholstery. Weight 115. Yardage 7.

MOISBAR *Moisture Barrier*

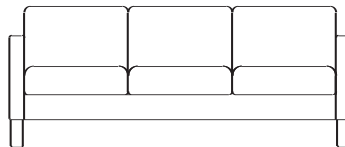
Provided for seats, backs and arms of units.

CAL133 *California 133*

For any fabric selected with California 133.

SF213 *Camden Three-Seat Sofa*

32"d x 72"w x 31"h
Seat Ht. 17" Arm Ht. 24½"



Three-seat sofa, details as above. Weight 131. Yardage 10.

SF213V *Camden Three-Seat Sofa with Velcro Covers*

32"d x 72"w x 31"h
Seat Ht. 17" Arm Ht. 24½"

SF213

Details as above. Seat cushions feature Velcro attached upholstery. Weight 131. Yardage 10.

MOISBAR *Moisture Barrier*

Provided for seats, backs and arms of units.

CAL133 *California 133*

For any fabric selected with California 133.

NOTE: Specify finish for legs.

Prices below are for standard finishes.
Please specify when ordering: Natural, Medium Oak, Walnut, Boston Cherry, or Natural Cherry.

Model No.	Carton	COM	1	2	3	4	5	6	7	8	9	10	11
SF211	35	1137	1233	1287	1367	1432	1512	1592	1700	1823	1946	2075	2198
SF211V	35	1254	1350	1404	1484	1548	1629	1709	1816	1939	2063	2191	2314
MOISBAR		175											
CAL133		341											
SF212	45	1488	1623	1698	1810	1900	2013	2125	2275	2448	2620	2800	2973
SF212V	45	1648	1783	1858	1971	2061	2173	2286	2436	2608	2781	2961	3133
MOISBAR		245											
CAL133		455											
SF213	57	1839	2012	2109	2253	2369	2514	2658	2851	3073	3295	3526	3748
SF213V	57	2004	2178	2274	2419	2535	2679	2824	3017	3239	3461	3692	3914
MOISBAR		250											
CAL133		650											



C

A

M

D

E

N

OPTIONS:

NOTE: *Cannot replace standard Camden Series with Velcro covers.*

SFSTCOV *Replacement Seat Cushion Upholstery (Per Seat) Cover Only*

Yardage 1.

SFBKCOV *Replacement Back Cushion Upholstery (Per Seat) Cover Only*

Yardage 2.

ARMCAPS *Oak Arm Caps*

(Set of two)

NOTE: *Specify finish for arm caps.*

Prices below are for standard finishes.
Please specify when ordering: Natural, Medium Oak, Walnut, Boston Cherry, or Natural Cherry.

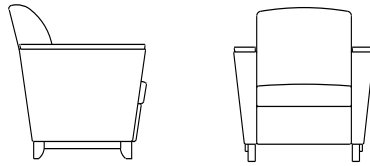
Model No.	Carton	COM	1	2	3	4	5	6	7	8	9	10	11
SFSTCOV		123	142	152	168	180	196	211	232	255	279	304	327
SFBKCOV		134	171	191	222	247	278	309	350	397	445	494	542
ARMCAPS		99											



E X E T E R

SF4101 Exeter Chair

31"d x 33"w x 35"h
Seat Ht. 18" Arm Ht. 26¼"



SF4101

Fully upholstered with solid hardwood and hardwood ply interior frames, hardwood arm caps. Seat cushions are made of flame retardant, high-resiliency foam over arched tempered sinuous springs. Arms/sides, arm caps, seat/back and feet are detachable.
Weight 75. Yardage 5.

MOISBAR *Moisture Barrier*

Provided for seats, backs and arms of units.

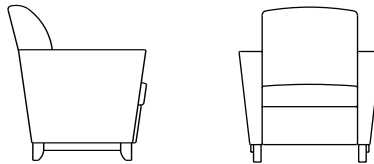
CAL133 *California 133*

For any fabric selected with California 133.

NOTE: *Specify finish for legs and arm caps.*

SF4101N Exeter Chair *w/Upholstered Arms*

31"d x 33"w x 35"h
Seat Ht. 18" Arm Ht. 25"



SF4101N

Details as above with upholstered arms.
Weight 75. Yardage 5¼.

MOISBAR *Moisture Barrier*

Provided for seats, backs and arms of units.

CAL133 *California 133*

For any fabric selected with California 133.

SF4101NT Exeter Chair *w/Tablet Arm*

31"d x 33"w x 35"h
Seat Ht. 18" Arm Ht. 25"

Details as above with fixed tablet arm.
Specify left or right facing.
Weight 75. Yardage 5¼.

MOISBAR *Moisture Barrier*

Provided for seats, backs and arms of units.

CAL133 *California 133*

For any fabric selected with California 133.

NOTE: *Standard laminate color is black.*

NOTE: *Specify finish for legs.*

Prices below are for standard finishes.
Please specify when ordering: Clear, Medium Oak, Walnut, Boston Cherry, or Natural Cherry.

Model No.	Carton	COM	1	2	3	4	5	6	7	8	9	10	11
SF4101	35	1164	1258	1310	1388	1450	1528	1607	1711	1830	1950	2075	2194

MOISBAR	175
CAL133	325

SF4101N	35	1111	1209	1264	1345	1411	1493	1575	1685	1810	1935	2066	2192
----------------	----	------	------	------	------	------	------	------	------	------	------	------	------

MOISBAR	184
CAL133	341

SF4101NT	35	1387	1482	1534	1613	1676	1755	1834	1939	2059	2180	2306	2427
-----------------	----	------	------	------	------	------	------	------	------	------	------	------	------

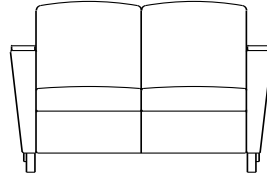
MOISBAR	184
CAL133	341



E X E T E R

SF4102 *Exeter Two-Seat Sofa*

31"d x 54"w x 35"h
Seat Ht. 18" Arm Ht. 26¼"



SF4102

Two-seat sofa, fully upholstered with solid hardwood and hardwood ply interior frames, hardwood arm caps. Seat cushions are made of flame retardant, high-resiliency foam over arched tempered sinuous springs. Arms/sides, arm caps, seat/back and feet are detachable.
Weight 100. Yardage 7.

MOISBAR *Moisture Barrier*

Provided for seats, backs and arms of units.


CAL133 *California 133*

For any fabric selected with California 133.

NOTE: *Specify finish for legs and arm caps.*

SF4102N *Exeter Two-Seat Sofa
w/Upholstered Arms*

31"d x 54"w x 35"h
Seat Ht. 18" Arm Ht. 25"



SF4102N

Two-seat sofa, details as above with upholstered arms.
Weight 100. Yardage 7¼.

MOISBAR *Moisture Barrier*

Provided for seats, backs and arms of units.

CAL133 *California 133*

For any fabric selected with California 133.

NOTE: *Standard laminate color is black.*

NOTE: *Specify finish for legs.*

Prices below are for standard finishes.
Please specify when ordering: Clear, Medium Oak, Walnut, Boston Cherry, or Natural Cherry.

Model No.	Carton	COM	1	2	3	4	5	6	7	8	9	10	11
SF4102	45	1708	1839	1912	2021	2109	2218	2327	2473	2640	2808	2983	3150

MOISBAR	245
CAL133	455

SF4102N	45	1654	1790	1865	1979	2069	2183	2295	2446	2620	2793	2974	3148
----------------	----	------	------	------	------	------	------	------	------	------	------	------	------

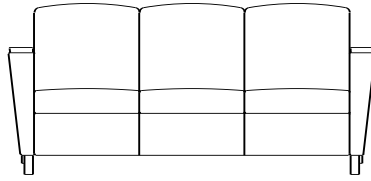
MOISBAR	254
CAL133	471



E X E T E R

SF4103 Exeter Three-Seat Sofa

31"d x 76"w x 35"h
Seat Ht. 18" Arm Ht. 26¼"



SF4103

Three-seat sofa, fully upholstered with solid hardwood and hardwood ply interior frames, hardwood arm caps. Seat cushions are made of flame retardant, high-resiliency foam over arched tempered sinuous springs. Arms/sides, arm caps, seat/back and feet are detachable.
Weight 125. Yardage 9.

MOISBAR *Moisture Barrier*

Provided for seats, backs and arms of units.


CAL133 *California 133*

For any fabric selected with California 133.

NOTE: *Specify finish for legs and arm caps.*

SF4103N Exeter Three-Seat Sofa w/Upholstered Arms

31"d x 76"w x 35"h
Seat Ht. 18" Arm Ht. 25"



SF4103N

Three-seat sofa, details as above with upholstered arms.
Weight 125. Yardage 9¼.

MOISBAR *Moisture Barrier*

Provided for seats, backs and arms of units.

CAL133 *California 133*

For any fabric selected with California 133.

NOTE: *Standard laminate color is black.*

NOTE: *Specify finish for legs.*

Prices below are for standard finishes.
Please specify when ordering: Clear, Medium Oak, Walnut, Boston Cherry, or Natural Cherry.

Model No.	Carton	COM	1	2	3	4	5	6	7	8	9	10	11
-----------	--------	-----	---	---	---	---	---	---	---	---	---	----	----

SF4103	57	2322	2491	2585	2725	2837	2978	3118	3306	3521	3736	3961	4176
---------------	----	------	------	------	------	------	------	------	------	------	------	------	------

MOISBAR 315

CAL133 585

SF4103N	57	2268	2441	2538	2682	2798	2942	3086	3279	3500	3722	3953	4173
----------------	----	------	------	------	------	------	------	------	------	------	------	------	------

MOISBAR 324

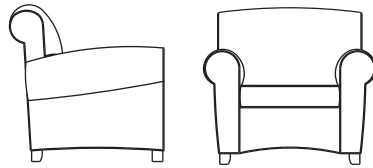
CAL133 601



K E N S I N G T O N

SF801 Kensington Chair

33½"d x 40"w x 33"h
Seat Ht. 18" Arm Ht. 25½"



SF801

Fully upholstered with solid hardwood and hardwood-ply interior frames. Seat cushions are made of flame retardant, high-resiliency foam with sinuous wire spring support. Reversible cushions with removable covers are secured with elastic straps that disengage for maintenance. Weight 75. Yardage 7.

MOISBAR *Moisture Barrier*

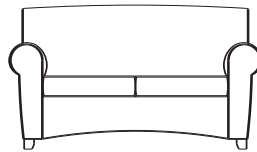
Provided for seats, backs and arms of units.

CAL133 *California 133*

For any fabric selected with California 133.

SF802 Kensington Two-Seat Sofa

33½"d x 60"w x 33"h
Seat Ht. 18" Arm Ht. 25½"



SF802

Two-seat sofa, details as above. Weight 100. Yardage 10.

MOISBAR *Moisture Barrier*

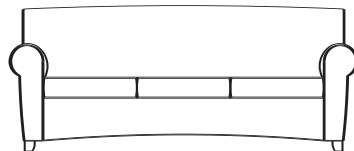
Provided for seats, backs and arms of units.

CAL133 *California 133*

For any fabric selected with California 133.

SF803 Kensington Three-Seat Sofa

33½"d x 80"w x 33"h
Seat Ht. 18" Arm Ht. 25½"



SF803

Three-seat sofa, details as above. Weight 125. Yardage 14.

MOISBAR *Moisture Barrier*

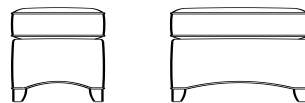
Provided for seats, backs and arms of units.

CAL133 *California 133*

For any fabric selected with California 133.

SF805 Kensington Ottoman

16½"d x 24½"w x 17"h



SF805

Fully upholstered with solid hardwood and hardwood-ply interior frame. Cushion made of flame retardant, high-resiliency foam with sinuous wire spring support. Weight 25. Yardage 2.

MOISBAR *Moisture Barrier*

Provided for seat of unit.

CAL133 *California 133*

For any fabric selected with California 133.

NOTE: *Specify finish for legs.*

Prices below are for standard finishes.
Please specify when ordering: Clear, Medium Oak, Walnut, Boston Cherry, or Natural Cherry.

Model No.	Carton	COM	1	2	3	4	5	6	7	8	9	10	11
SF801	35	1360	1505	1585	1706	1802	1923	2043	2204	2389	2574	2766	2952

MOISBAR 245

CAL133 455

SF802	45	1906	2108	2221	2390	2526	2694	2863	3088	3347	3606	3876	4134
--------------	----	------	------	------	------	------	------	------	------	------	------	------	------

MOISBAR 350

CAL133 650

SF803	57	2271	2531	2676	2893	3067	3283	3501	3790	4122	4456	4503	5135
--------------	----	------	------	------	------	------	------	------	------	------	------	------	------

MOISBAR 490

CAL133 910

SF805	10	646	694	721	761	793	834	873	927	989	1050	1114	1176
--------------	----	-----	-----	-----	-----	-----	-----	-----	-----	-----	------	------	------

MOISBAR 70

CAL133 130



L

E

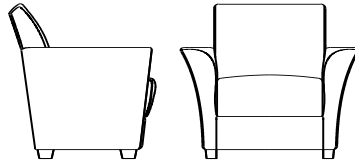
N

O

X

SF6101 *Lenox Chair*

30½"d x 37"w x 32½"h
Seat Ht. 17½" Arm Ht. 23"



SF6101

Fully upholstered with solid hardwood and hardwood ply interior frames. Seat cushions are made of flame retardant, high-resiliency foam over arched tempered sinuous springs. Seat cushions with removable covers are secured with elastic straps that disengage for maintenance.
Weight 75. Yardage 5¼.

MOISBAR *Moisture Barrier*

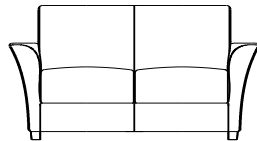
Provided for seats, backs and arms of units.

CAL133 *California 133*

For any fabric selected with California 133.

SF6102 *Lenox Two-Seat Sofa*

30½"d x 58"w x 32½"h
Seat Ht. 17½" Arm Ht. 23"



SF6102

Two-seat sofa, details as above.
Weight 100. Yardage 7½.

MOISBAR *Moisture Barrier*

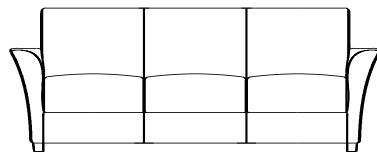
Provided for seats, backs and arms of units.

CAL133 *California 133*

For any fabric selected with California 133.

SF6103 *Lenox Three-Seat Sofa*

30½"d x 79"w x 32½"h
Seat Ht. 17½" Arm Ht. 23"



SF6103

Three-seat sofa, details as above.
Weight 125. Yardage 12.

MOISBAR *Moisture Barrier*

Provided for seats, backs and arms of units.

CAL133 *California 133*

For any fabric selected with California 133.

NOTE: *Specify finishes for legs.*

Prices below are for standard finishes.
Please specify when ordering: Clear, Medium Oak, Walnut, Boston Cherry, or Natural Cherry.

Model No.	Carton	COM	1	2	3	4	5	6	7	8	9	10	11
SF6101	35	1400	1493	1545	1623	1686	1764	1842	1946	2065	2185	2311	2430

MOISBAR 184

CAL133 341

SF6102	45	1870	2001	2074	2183	2270	2380	2489	2635	2802	2970	3144	3312
---------------	----	------	------	------	------	------	------	------	------	------	------	------	------

MOISBAR 263

CAL133 488

SF6103	57	2428	2615	2719	2875	3000	3156	3312	3520	3759	3999	4248	4488
---------------	----	------	------	------	------	------	------	------	------	------	------	------	------

MOISBAR 420

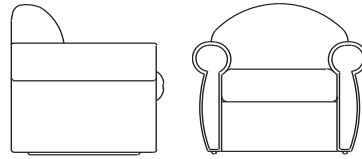
CAL133 780



M A N C H E S T E R

SF901 *Manchester Chair*

32"d x 37½"w x 32"h
Seat Ht. 19" Arm Ht. 24"



SF901

Fully upholstered with solid hardwood and hardwood-ply frames and joined with metal-to-metal fasteners. Seat cushions are made of flame retardant, high-resiliency foam. Seat deck has sinuous wire spring support. Reversible seat cushions with removable covers are secured with elastic straps that disengage for maintenance. Weight 75. Yardage 7½.

MOISBAR *Moisture Barrier*

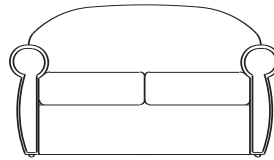
Provided for seats, backs and arms of units.

CAL133 *California 133*

For any fabric selected with California 133.

SF902 *Manchester Two-Seat Sofa*

32"d x 58"w x 32"h
Seat Ht. 19" Arm Ht. 24"



SF902

Two-seat sofa, details as above.
Weight 100. Yardage 9½.

MOISBAR *Moisture Barrier*

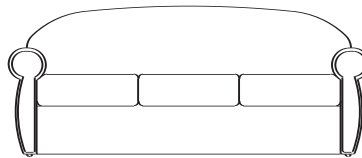
Provided for seats, backs and arms of units.

CAL133 *California 133*

For any fabric selected with California 133.

SF903 *Manchester Three-Seat Sofa*

32"d x 80"w x 32"h
Seat Ht. 19" Arm Ht. 24"



SF903

Three-seat sofa, details as above.
Weight 125. Yardage 11½.

MOISBAR *Moisture Barrier*

Provided for seats, backs and arms of units.

CAL133 *California 133*

For any fabric selected with California 133.

Model No.	Carton	COM	1	2	3	4	5	6	7	8	9	10	11
SF901	35	1309	1444	1534	1655	1752	1872	1993	2154	2338	2523	2716	2900

MOISBAR	263
CAL133	488

SF902	45	1699	1883	1985	2138	2260	2412	2565	2769	3003	3237	3482	3715
--------------	----	------	------	------	------	------	------	------	------	------	------	------	------

MOISBAR	333
CAL133	618

SF903	57	2070	2291	2415	2600	2748	2932	3118	3364	3647	3931	4227	4510
--------------	----	------	------	------	------	------	------	------	------	------	------	------	------

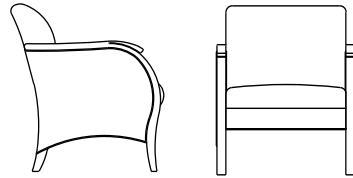
MOISBAR	403
CAL133	748



ORSA Y LOUNGE

SF601 Orsay Chair

28½"d x 24½"w x 31½"h
Seat Ht. 19½" Arm Ht. 26"



SF601

Constructed of solid hardwood and hardwood-ply interior frames. All exposed wood is hardwood. Seat cushions are made of flame retardant, high-resiliency foam with sinuous wire spring support. A discreet pass-through opening is concealed behind cushions for maintenance.

Weight 45. Yardage 5.

MOISBAR *Moisture Barrier*

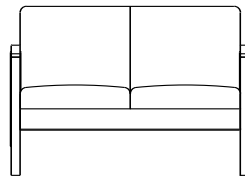
Provided for seats, backs and arms of units.

CAL133 *California 133*

For any fabric selected with California 133.

SF602 Orsay Two-Seat Sofa

28½"d x 45½"w x 31½"h
Seat Ht. 19½" Arm Ht. 26"



SF602

Two-seat sofa, details as above.
Weight 65. Yardage 7.

MOISBAR *Moisture Barrier*

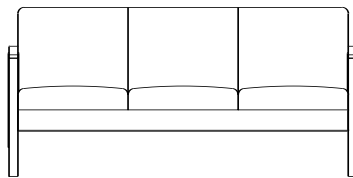
Provided for seats, backs and arms of units.

CAL133 *California 133*

For any fabric selected with California 133.

SF603 Orsay Three-Seat Sofa

28½"d x 66"w x 31½"h
Seat Ht. 19½" Arm Ht. 26"



SF603

Three-seat sofa, details as above.
Weight 85. Yardage 9.

MOISBAR *Moisture Barrier*

Provided for seats, backs and arms of units.

CAL133 *California 133*

For any fabric selected with California 133.

Prices below are for standard finishes.
Please specify when ordering: Clear, Medium Oak, Walnut, Boston Cherry or Natural Cherry.

Model No.	Carton	COM	1	2	3	4	5	6	7	8	9	10	11
SF601	35	1274	1370	1424	1504	1569	1649	1729	1836	1960	2083	2211	2335

MOISBAR 175

CAL133 325

SF602	45	1620	1755	1830	1943	2033	2145	2258	2408	2581	2753	2933	3106
--------------	----	------	------	------	------	------	------	------	------	------	------	------	------

MOISBAR 245

CAL133 455

SF603	57	1916	2089	2186	2330	2446	2591	2735	2928	3150	3372	3603	3825
--------------	----	------	------	------	------	------	------	------	------	------	------	------	------

MOISBAR 315

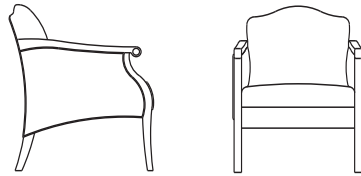
CAL133 585



RENAISSANCE LOUNGE

SF501 Renaissance Chair

33"d x 27½"w x 36"h
Seat Ht. 18½" Arm Ht. 25½"



SF501

Constructed of solid hardwood and hardwood-ply interior frames. All exposed wood is hardwood. Seat cushions are made of flame retardant, high-resiliency foam with sinuous wire spring support. A discreet pass-through opening is concealed behind cushions for maintenance.

Weight 45. Yardage 5.

MOISBAR Moisture Barrier

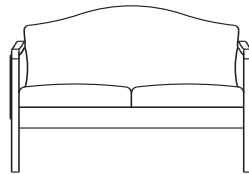
Provided for seats, backs and arms of units.

CAL133 California 133

For any fabric selected with California 133.

SF502 Renaissance Two-Seat Sofa

33"d x 47½"w x 36"h
Seat Ht. 18½" Arm Ht. 25½"



SF502

Two-seat sofa, details as above.
Weight 65. Yardage 6½.

MOISBAR Moisture Barrier

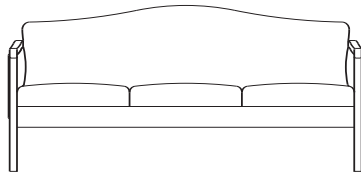
Provided for seats, backs and arms of units.

CAL133 California 133

For any fabric selected with California 133.

SF503 Renaissance Three-Seat Sofa

33"d x 67½"w x 36"h
Seat Ht. 18½" Arm Ht. 25½"



SF503

Three-seat sofa, details as above.
Weight 85. Yardage 8½.

MOISBAR Moisture Barrier

Provided for seats, backs and arms of units.

CAL133 California 133

For any fabric selected with California 133.

Prices below are for standard finishes.
Please specify when ordering: Clear, Medium Oak, Walnut, Boston Cherry or Natural Cherry.

Model No.	Carton	COM	1	2	3	4	5	6	7	8	9	10	11
SF501	35	1274	1370	1424	1504	1569	1649	1729	1836	1960	2083	2211	2335

MOISBAR 175

CAL133 325

SF502	45	1614	1739	1809	1914	1998	2101	2207	2346	2505	2666	2833	2993
--------------	----	------	------	------	------	------	------	------	------	------	------	------	------

MOISBAR 228

CAL133 423

SF503	57	1909	2073	2164	2301	2411	2547	2684	2866	3075	3285	3504	3713
--------------	----	------	------	------	------	------	------	------	------	------	------	------	------

MOISBAR 298


CAL133 553



S O M E R S E T L O U N G E

SF3101 *Somerset Chair*

31"d x 31½"w x 34½"h
Seat Ht. 17" Arm Ht. 26"



SF3101

MOISBAR *Moisture Barrier*

CAL133 *California 133*

SF3101UAP *Somerset Chair,
Upholstered Arm Caps*

31"d x 31½"w x 34½"h
Seat Ht. 17" Arm Ht. 26"

MOISBAR *Moisture Barrier*

CAL133 *California 133*

Fully upholstered with solid hardwood and hardwood ply interior frames, hardwood arm caps. Seat cushions are made of flame retardant, high-resiliency foam over arched tempered sinuous springs. Weight 75. Yardage 5.

Provided for seats, backs and arms of units.

For any fabric selected with California 133.

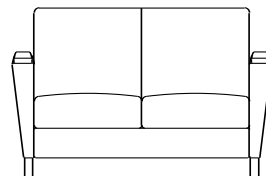
Details as above with upholstered arm caps. Weight 75. Yardage 6.

Provided for seats, backs and arms of units.

For any fabric selected with California 133.

SF3102 *Somerset Two-Seat Sofa*

31"d x 52½"w x 34½"h
Seat Ht. 17" Arm Ht. 26"



SF3102

MOISBAR *Moisture Barrier*

CAL133 *California 133*

SF3102UAP *Somerset Two-Seat Sofa
Upholstered Arm Caps*

31"d x 52½"w x 34½"h
Seat Ht. 17" Arm Ht. 26"

MOISBAR *Moisture Barrier*

CAL133 *California 133*

Two-seat sofa, details as above. Weight 100. Yardage 7.

Provided for seats, backs and arms of units.

For any fabric selected with California 133.

Two-seat sofa, details as above with upholstered arm caps. Weight 100. Yardage 8.

Provided for seats, backs and arms of units.

For any fabric selected with California 133.

Prices below are for standard finishes.
Please specify when ordering: Clear, Medium Oak, Walnut, Boston Cherry or Natural Cherry.

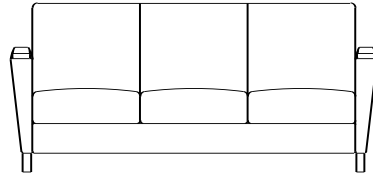
Model No.	Carton	COM	1	2	3	4	5	6	7	8	9	10	11
SF3101	35	1150	1243	1295	1373	1436	1514	1592	1696	1816	1935	2060	2180
MOISBAR		175											
CAL133		325											
SF3101UAP	35	1163	1276	1338	1432	1507	1600	1694	1819	1962	2106	2256	2399
MOISBAR		210											
CAL133		390											
SF3102	45	1758	1889	1962	2071	2159	2268	2377	2523	2690	2861	3032	3200
MOISBAR		245											
CAL133		455											
SF3102UAP	45	1771	1921	2005	2129	2229	2354	2479	2645	2837	3028	3228	3419
MOISBAR		280											
CAL133		520											



S O M E R S E T L O U N G E

SF3103 *Somerset Three-Seat Sofa*

31"d x 75"w x 34½"h
Seat Ht. 17" Arm Ht. 26"



SF3103

Three-seat sofa, fully upholstered with solid hardwood and hardwood ply interior frames, hardwood arm caps. Seat cushions are made of flame retardant, high-resiliency foam over arched tempered sinuous springs. Weight 125. Yardage 9.

MOISBAR *Moisture Barrier*

Provided for seats, backs and arms of units.

CAL133 *California 133*

For any fabric selected with California 133.

SF3103UAP *Somerset Three-Seat Sofa
Upholstered Arm Caps*

31"d x 75"w x 34½"h
Seat Ht. 17" Arm Ht. 26"

Three-seat sofa, details as above with upholstered arm caps. Weight 125. Yardage 10.

MOISBAR *Moisture Barrier*

Provided for seats, backs and arms of units.

CAL133 *California 133*

For any fabric selected with California 133.

Prices below are for standard finishes.
Please specify when ordering: Clear, Medium Oak, Walnut, Boston Cherry or Natural Cherry.

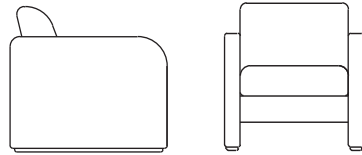
Model No.	Carton	COM	1	2	3	4	5	6	7	8	9	10	11
SF3103	57	2340	2509	2602	2743	2855	2996	3136	3323	3539	3754	3979	4194
MOISBAR		315											
CAL133		585											
SF3103UAP	57	2354	2541	2645	2801	2926	3082	3238	3446	3685	3925	4174	4414
MOISBAR		350											
CAL133		650											



S T A F F O R D

SF111 *Stafford Chair*

32"d x 28"w x 31"h
Seat Ht. 17" Arm Ht. 24½"



SF111

Fully upholstered with 1" of dacron over 4" of flame retardant, high-resiliency foam on sinuous wire spring seat. Seat/back and arm assemblies are detachable. Weight 54. Yardage 5.

SF111V *Stafford Chair with Velcro Covers*

32"d x 28"w x 31"h
Seat Ht. 17" Arm Ht. 24½"

Details as above. Seat cushions and side panels feature Velcro attached upholstery. Front rails and back assembly are conventionally attached when Velcro is employed. Weight 54. Yardage 5.

MOISBAR *Moisture Barrier*

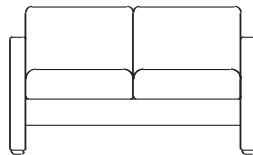
Provided for seats, backs and arms of units.

CAL133 *California 133*

For any fabric selected with California 133.

SF112 *Stafford Two-Seat Sofa*

32"d x 49½"w x 31"h
Seat Ht. 17" Arm Ht. 24½"



SF112

Two-seat sofa, details as above. Weight 85. Yardage 7.

SF112V *Stafford Two-Seat Sofa with Velcro Covers*

32"d x 49½"w x 31"h
Seat Ht. 17" Arm Ht. 24½"

Details as above. Seat cushions, as well as side panels, feature Velcro attached upholstery. Weight 85. Yardage 7.

MOISBAR *Moisture Barrier*

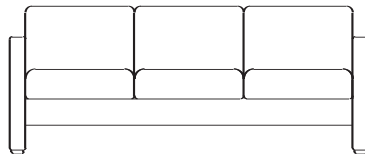
Provided for seats, backs and arms of units.

CAL133 *California 133*

For any fabric selected with California 133.

SF113 *Stafford Three-Seat Sofa*

32"d x 72"w x 31"h
Seat Ht. 17" Arm Ht. 24½"



SF113

Three-seat sofa, details as above. Weight 115. Yardage 10.

SF113V *Stafford Three-Seat Sofa with Velcro Covers*

32"d x 72"w x 31"h
Seat Ht. 17" Arm Ht. 24½"

Details as above. Seat cushions, as well as side panels, feature Velcro attached upholstery. Weight 115. Yardage 10.

MOISBAR *Moisture Barrier*

Provided for seats, backs and arms of units.

CAL133 *California 133*

For any fabric selected with California 133.

Prices below are for standard finishes.
Please specify when ordering: Natural, Medium Oak, Walnut, Boston Cherry, or Natural Cherry.

Model No.	Carton	COM	1	2	3	4	5	6	7	8	9	10	11
SF111	35	1016	1106	1156	1231	1291	1366	1441	1541	1656	1771	1891	2006
SF111V	35	1139	1229	1279	1354	1414	1489	1564	1664	1779	1894	2014	2129
MOISBAR		175											
CAL133		325											
SF112	45	1336	1462	1532	1637	1721	1826	1931	2071	2232	2393	2561	2722
SF112V	45	1581	1707	1777	1882	1966	2071	2176	2316	2477	2638	2806	2967
MOISBAR		245											
CAL133		455											
SF113	57	1619	1799	1899	2049	2169	2319	2469	2669	2899	3129	3369	3599
SF113V	56	1791	1961	2056	2198	2311	2453	2595	2784	3001	3219	3446	3663
MOISBAR		350											
CAL133		650											



STAFFORD

OPTIONS:

NOTE: *Cannot replace standard Stafford Series with Velcro covers.*

SFSTCOV *Replacement Seat Cover Only (Per Seat)* Yardage 1.

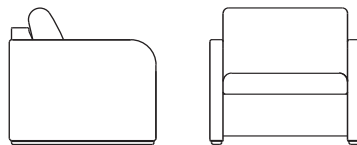
SFBKCOV *Replacement Back Cover (Per Back)* Yardage 2.

SFSDCOV *Replacement End Panel (Per End Panel)* Yardage 3.

ARMCAPS *Oak Arm Caps* (Set of two)

SF25 *Stafford Sleeper Chair*

35"d x 36"w x 32½"h
(88"d when extended)



Fold-out bed contains 24" x 74½" innerspring mattress. Weight 131. Yardage 6½.
(10 yards if fabric is run down roll.)

MT2474TFTP *Replacement Mattress*

SF25

Polyester cover
Weight 35.

MOISBAR *Moisture Barrier*

Provided for seats and back cushions and arms of units.

CAL133 *California 133*

For any fabric selected with California 133.

OPTIONS:

ARMCAPS *Oak Arm Caps*

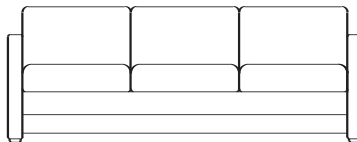
(Set of two)

345FM1 *Replacement Sleeper Mechanism*

Replacement Sleeper Mechanism

SF33 *Stafford Sleeper Sofa, Three-Seat*

34½"d x 77½"w x 29½"h
(88" deep when bed is open)



Removable seat cushions conceal a queen size, 60" x 80" innerspring mattress. Weight 250. Yardage 10½.

MOISBAR *Moisture Barrier*

SF33

Provided for seats and back cushions and arms of units.

CAL133 *California 133*

For any fabric selected with California 133.

OPTIONS:

ARMCAPS *Oak Arm Caps*

(Set of two)

Prices below are for standard finishes.
Please specify when ordering: Natural, Medium Oak, Walnut, Boston Cherry, or Natural Cherry.

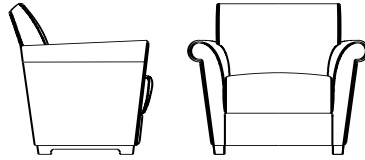
Model No.	Carton	COM	1	2	3	4	5	6	7	8	9	10	11
SFSTCOV		123	142	152	168	180	196	211	232	255	279	304	327
SFBKCOV		134	171	191	222	247	278	309	350	397	445	494	532
SFSDCOV		139	195	225	272	309	355	402	463	534	605	680	751
ARMCAPS		99											
SF25	57	1309	1432	1479	1547	1623	1705	1794	1973	2179	2383	2598	2804
MT2474TFTP		188											
MOISBAR		135											
CAL133		291											
ARMCAPS 345FM1		99 176											
SF33	57	2601	2809	2925	3098	3237	3410	3584	3815	4081	4347	4624	4890
MOISBAR		218											
CAL133		470											
ARMCAPS		99											



WESTMINSTER

SF7101 Westminster Chair

30"d x 39½"w x 32½"h
Seat Ht. 17½" Arm Ht. 25½"



SF7101

Fully upholstered with solid hardwood and hardwood ply interior frames. Seat cushions are made of flame retardant, high-resiliency foam over arched tempered sinuous springs. Reversible seat cushions with removable covers are secured with elastic straps that disengage for maintenance. Weight 75. Yardage 6.

MOISBAR Moisture Barrier

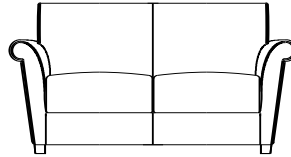
Provided for seats, backs and arms of units.

CAL133 California 133

For any fabric selected with California 133.

SF7102 Westminster Two-Seat Sofa

30"d x 60"w x 32½"h
Seat Ht. 17½" Arm Ht. 25½"



SF7102

Two-seat sofa, details as above.
Weight 100. Yardage 7½.

MOISBAR Moisture Barrier

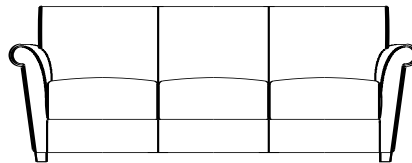
Provided for seats, backs and arms of units.

CAL133 California 133

For any fabric selected with California 133.

SF7103 Westminster Three-Seat Sofa

30"d x 81½"w x 32½"h
Seat Ht. 17½" Arm Ht. 25½"



SF7103

Three-seat sofa, details as above.
Weight 125. Yardage 10.

MOISBAR Moisture Barrier

Provided for seats, backs and arms of units.

CAL133 California 133

For any fabric selected with California 133.

NOTE: Specify finishes for legs.

Prices below are for standard finishes.
Please specify when ordering: Clear, Medium Oak, Walnut, Boston Cherry or Natural Cherry.

Model No.	Carton	COM	1	2	3	4	5	6	7	8	9	10	11
SF7101	35	1400	1493	1545	1623	1686	1764	1842	1946	2065	2185	2311	2430

MOISBAR 184

CAL133 341

SF7102	45	1870	2001	2074	2183	2270	2380	2489	2635	2802	2970	3144	3312
---------------	----	------	------	------	------	------	------	------	------	------	------	------	------

MOISBAR 263

CAL133 488

SF7103	57	2428	2615	2719	2875	3000	3156	3312	3520	3759	3999	4248	4488
---------------	----	------	------	------	------	------	------	------	------	------	------	------	------

MOISBAR 420

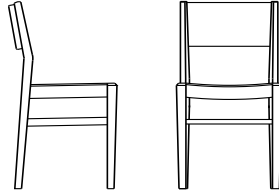
CAL133 780



COMMON AREA CHAIRS

CHS31 *Wright Chair*

20"d x 17¾"w x 32½"h
Seat Ht. 19"




CHS31

Constructed of solid beech.
Weight 12.

CHS31US *Wright Chair with Upholstered Seat*

20"d x 17¾"w x 32½"h
Seat Ht. 19½"



CHS31US

Constructed of solid beech, seat upholstered over molded foam.
Weight 12. Yardage ⅓.

MOISBAR *Moisture Barrier*

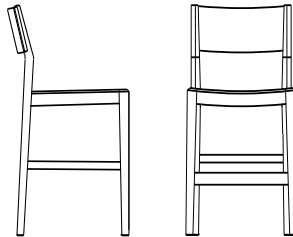
Provided for seat only.

CAL133 *California 133*

For any fabric selected with California 133.

CHS34 *Wright Stool*

20"d x 17¾"w x 37¾"h
Seat Ht. 24"




CHS34

Constructed of solid beech.
Weight 15.

CHS34US *Wright Stool with Upholstered Seat*

20"d x 17¾"w x 37¾"h
Seat Ht. 25½"



CHS34US

Constructed of solid beech, seat upholstered over molded foam.
Weight 15. Yardage 1/3.

MOISBAR *Moisture Barrier*

Provided for seat only.

CAL133 *California 133*

For any fabric selected with California 133.

Prices below are for standard finishes on Beech.
Please specify when ordering: Clear, Medium Oak, Walnut, Boston Cherry or Natural Cherry.


Model No.	Carton	COM	1	2	3	4	5	6	7	8	9	10	11
CHS31	16	214											
CHS31US	16	237	243	247	251	256	261	266	273	282	289	297	306
MOISBAR		7											
CAL133		12											
CHS34	16	342											
MOISBAR		7											
CAL133		12											
CHS34US	16	339	345	348	353	357	362	367	374	381	390	398	405
MOISBAR		7											
CAL133		12											



COMMON AREA CHAIRS

CHS21 *Ava Chair*

20½"d x 18"w x 35½"h
Seat Ht. 18"



CHS21

Constructed of solid beech, seat upholstered over molded foam.
Weight 16. Yardage ⅓.

MOISBAR *Moisture Barrier*


Provided for seat only.

CAL133 *California 133*

For any fabric selected with California 133.

CHS24 *Ava Stool*

20½"d x 17½"w x 42¼"h
Seat Ht. 25½"



CHS24

Constructed of solid beech, seat upholstered over molded foam.
Weight 19. Yardage ⅓.

MOISBAR *Moisture Barrier*

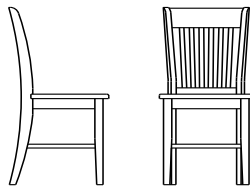
Provided for seat only.

CAL133 *California 133*

For any fabric selected with California 133.

CHS11 *Shaker School Chair*

19¾"d x 18½"w x 35"h
Seat Ht. 17¾"



CHS11

Constructed of solid beech.
Weight 17.

Prices below are for standard finishes on Beech.
Please specify when ordering: Clear, Medium Oak, Walnut, Boston Cherry or Natural Cherry.

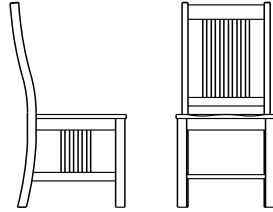
Model No.	Carton	COM	1	2	3	4	5	6	7	8	9	10	11
CHS21	16	462	469	472	477	482	487	492	500	507	516	524	532
MOISBAR		7											
CAL133		12											
CHS24	16	479	497	507	522	534	549	564	584	607	630	654	677
MOISBAR		7											
CAL133		12											
CHS11	16	251											



COMMON AREA CHAIRS

MS281 *Mission Side Chair, All Wood*

22¼"d x 19"w x 39"h
Seat Ht. 17¾"

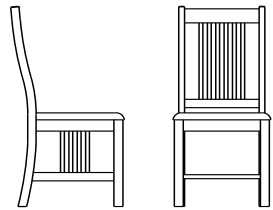


MS281

Constructed of solid quarter-sawn oak.
Weight 19.

MS281US *Mission Side Chair, Upholstered Seat*

22¼"d x 19"w x 39"h
Seat Ht. 18½"



MS281US

Constructed of solid quarter-sawn oak, seat upholstered over molded foam.
Weight 19. Yardage ⅓.

MOISBAR *Moisture Barrier*


Provided for seat only.

CAL133 *California 133*

For any fabric selected with California 133.

MS282 *Mission Arm Chair*

22½"d x 24½"w x 41½"h
Seat Ht. 17¾" Arm Ht. 25"




MS282

Constructed of solid quarter-sawn oak.
Weight 21.

MS282US *Mission Arm Chair, Upholstered Seat*

22½"d x 24½"w x 41½"h
Seat Ht. 18½" Arm Ht. 25"



MS282US

Constructed of solid quarter-sawn oak, seat upholstered over molded foam.
Weight 21. Yardage ⅓.

MOISBAR *Moisture Barrier*

Provided for seat only.

CAL133 *California 133*

For any fabric selected with California 133.

Prices below are for Mission Oak only.

Model No.	Carton	COM	1	2	3	4	5	6	7	8	9	10	11
MS281	16	361											
MS281US	16	342	348	351	356	360	365	370	376	384	392	399	407
MOISBAR		7											
CAL133		12											
MS282	16	418											
MS282US	16	452	458	461	466	470	475	480	487	494	502	510	517
MOISBAR		7											
CAL133		12											



M

A

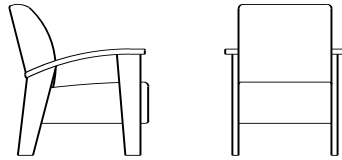
R

C

O

SF8101 *Marco Chair*

32½"d x 27"w x 35½"h
Seat Ht. 18½" Arm Ht. 24½"



SF8101

All exposed wood is solid beech. Interior frame is hardwood and hardwood ply. Upholstered with flame retardant, dacron covered, high-resiliency foam over arched, tempered sinuous wire springs. Field replaceable arms, zippered back allows access to bolts without removing upholstery. Discrete pass-through between seat and back for easy maintenance.
Weight 75. Yardage 2¼.

MOISBAR *Moisture Barrier*

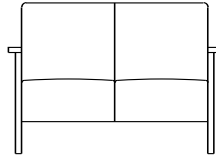
Provided for seat and backs of units.

CAL133 *California 133*

For any fabric selected with California 133.

SF8102 *Marco Two-Seat Sofa*

32½"d x 48"w x 35½"h
Seat Ht. 18½" Arm Ht. 24½"



SF8102

Two-seat sofa, details as above.
Weight 100. Yardage 4½.

MOISBAR *Moisture Barrier*

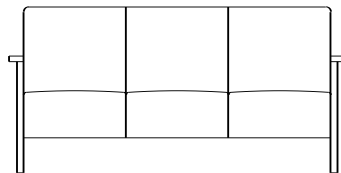
Provided for seat and backs of units.

CAL133 *California 133*

For any fabric selected with California 133.

SF8103 *Marco Three-Seat Sofa*

32½"d x 69"w x 35½"h
Seat Ht. 18½" Arm Ht. 24½"



SF8103

Three-seat sofa, details as above.
Weight 125. Yardage 6¾.

MOISBAR *Moisture Barrier*

Provided for seat and backs of units.

CAL133 *California 133*

For any fabric selected with California 133.

Prices below are for standard finishes.
Please specify when ordering: Clear, Medium Oak, Walnut, Boston Cherry or Natural Cherry.

Model No.	Carton	COM	1	2	3	4	5	6	7	8	9	10	11
SF8101	35	718	756	777	808	834	865	897	939	987	1035	1086	1134

MOISBAR	45
CAL133	79

SF8102	45	1002	1076	1118	1181	1231	1294	1357	1441	1538	1635	1736	1832
---------------	----	------	------	------	------	------	------	------	------	------	------	------	------

MOISBAR	90
CAL133	158

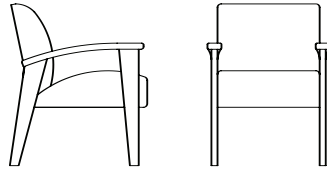
SF8103	57	1308	1414	1476	1570	1646	1740	1835	1961	2106	2251	2402	2547
---------------	----	------	------	------	------	------	------	------	------	------	------	------	------

MOISBAR	135
CAL133	237

MARCO PUBLIC AREA SEATING

MM101 Marco Public Area Seating Chair

28"d x 25¼"w x 33¼"h
Seat Ht. 19½" Arm Ht. 25¼"



MM101

All exposed wood is solid Beech. Interior frame is hardwood and hardwood ply. Upholstered with flame retardant, dacron covered, high-resiliency foam over arched, tempered sinuous wire springs. Field replaceable arms, zippered back allows access to bolts without removing upholstery. Discrete pass-through between seat and back for easy maintenance. Weight 25. Yardage 1¼.

MOISBAR Moisture Barrier

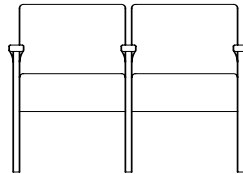
Provided for seat and backs of units.

CAL133 California 133

For any fabric selected with California 133.

MM102 Marco Public Area Seating 2-Seat

28"d x 47½"w x 33¼"h
Seat Ht. 19½" Arm Ht. 25¼"



MM102

Two seat unit, details as above. Weight 45. Yardage 3½.

MOISBAR Moisture Barrier

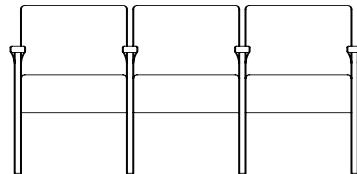
Provided for seat and backs of units.

CAL133 California 133

For any fabric selected with California 133.

MM103 Marco Public Area Seating 3-Seat

28"d x 69¾"w x 33¼"h
Seat Ht. 19½" Arm Ht. 25¼"



MM103

Three seat unit, details as above. Weight 65. Yardage 5¼.

MOISBAR Moisture Barrier

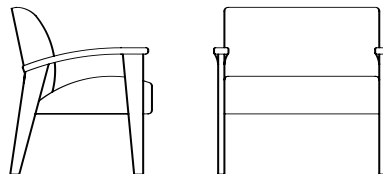
Provided for seat and backs of units.

CAL133 California 133

For any fabric selected with California 133.

MM301 Marco Public Area Seating Bariatric Chair

28"d x 35"w x 33¼"h
Seat Ht. 19½" Arm Ht. 25¼"



MM301

All exposed wood is solid Beech. Interior frame is hardwood and hardwood ply. Upholstered with flame retardant, dacron covered, high-resiliency foam over arched, tempered sinuous wire springs. Field replaceable arms, zippered back allows access to bolts without removing upholstery. Discrete pass-through between seat and back for easy maintenance. Dimensions and structure engineered for Bariatric use. Plywood deck is attached to heavy duty steel frame. Weight 45. Yardage 2½.

MOISBAR Moisture Barrier

Provided for seat and backs of units.

CAL133 California 133

For any fabric selected with California 133.

Prices below are for standard finishes.
Please specify when ordering: Clear, Medium Oak, Walnut, Boston Cherry or Natural Cherry.

Model No.	Carton	COM	1	2	3	4	5	6	7	8	9	10	11
MM101	34	583	615	632	659	680	706	732	767	807	848	890	930
MOISBAR		35											
CAL133		62											
MM102	44	1081	1144	1179	1231	1273	1326	1378	1448	1529	1609	1693	1774
MOISBAR		70											
CAL133		123											
MM103	56	1575	1669	1722	1800	1863	1942	2021	2126	2247	2367	2493	2614
MOISBAR		105											
CAL133		184											
MM301		1542	1587	1612	1649	1679	1717	1754	1804	1862	1919	1979	2037
MOISBAR		50											
CAL133		88											

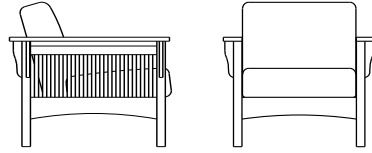


MISSION LOUNGE

**NOTE: Prices below are for Mission Oak finish only.
Minimum required for non-standard finish and will extend lead time.**

MS101 Mission Chair

33½"d x 31¼"w x 29½"h
Seat Ht. 15½" Arm Ht. 22½"
Arm Width 4"



MS101

Constructed of solid quarter-sawn oak with upholstered one-piece seat/back frame. Doweled and glued joinery, reinforced with metal-to-metal fastening hardware. Arm frames mortised and tenoned. Upholstered with 2" of dacron over 4½" high resiliency foam on sinuous wire spring seat. Weight 61. Yardage 2.

MS101V Mission Chair w/Velcro Cover

33½"d x 31¼"w x 29½"h
Seat Ht. 15½" Arm Ht. 22½"
Arm Width 4"

Details as above. Back and seat cushions feature Velcro attached upholstery. Weight 61. Yardage 2.

MOISBAR Moisture Barrier

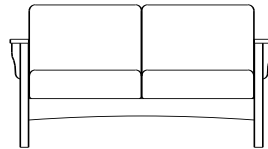
Provided for seats and backs of units.

CAL133 California 133

For any fabric selected with California 133.

MS102 Mission Two-Seat Sofa

33½"d x 54¾"w x 29½"h
Seat Ht. 15½" Arm Ht. 22½"
Arm Width 4"



MS102

Two-seat sofa, details as above. Weight 82. Yardage 4.

MS102V Mission Two-Seat Sofa with Velcro Covers

33½"d x 54¾"w x 29½"h
Seat Ht. 15½" Arm Ht. 22½"
Arm Width 4"

Two-seat sofa, details as above. Back and seat cushions feature Velcro attached upholstery. Weight 82. Yardage 4.

MOISBAR Moisture Barrier

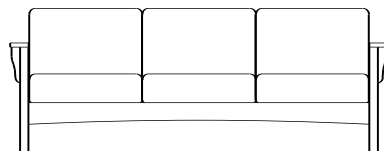
Provided for seats and backs of units.

CAL133 California 133

For any fabric selected with California 133.

MS103 Mission Three-Seat Sofa

33½"d x 78¼"w x 29½"h
Seat Ht. 15½" Arm Ht. 22½"
Arm Width 4"



MS103

Three-seat sofa, details as above. Weight 110. Yardage 6.

MS103V Mission Three-Seat Sofa with Velcro Covers

33½"d x 78¼"w x 29½"h
Seat Ht. 15½" Arm Ht. 22½"
Arm Width 4"

Three-seat sofa, details as above. Back and seat cushions feature Velcro attached upholstery. Weight 110. Yardage 6.

MOISBAR Moisture Barrier

Provided for seats and backs of units.

CAL133 California 133

For any fabric selected with California 133.

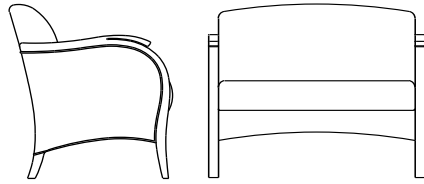
Standard finish is Mission Oak

Model No.	Carton	COM	1	2	3	4	5	6	7	8	9	10	11
MS101	35	1076	1112	1132	1162	1186	1216	1246	1286	1332	1378	1426	1472
MS101V	35	1134	1170	1190	1220	1244	1274	1304	1344	1390	1436	1484	1531
MOISBAR		40											
CAL133		70											
MS102	45	1522	1594	1634	1697	1742	1802	1862	1942	2034	2126	2222	2314
MS102V	45	1639	1711	1751	1811	1859	1919	1979	2059	2151	2243	2339	2431
MOISBAR		80											
CAL133		140											
MS103	57	1984	2117	2181	2276	2353	2448	2544	2671	2817	2964	3116	3263
MS103V	57	2151	2285	2349	2444	2521	2616	2712	2839	2986	3132	3285	3431
MOISBAR		120											
CAL133		210											



ORSAY BARIATRIC SEATING

OS301 Orsay Bariatric Chair
29"d x 37"w x 30½"h
Seat Ht. 17" Arm Ht. 26"



OS301

Dimensions and structure engineered for Bariatric use. All exposed wood is hardwood. Plywood deck is attached to a heavy duty steel frame. Seat and back cushions are made of flame retardant, high-resiliency foam. Exceeds 1000 lb static load and 450 lb drop tests. Weight 80. Yardage 6½.

MOISBAR Moisture Barrier

Provided for both seats, backs and arms of units.

CAL133 California 133

For any fabric selected with California 133.

Prices below are for standard finishes.
Please specify when ordering: Clear, Medium Oak, Walnut, Boston Cherry or Natural Cherry.

Model No.	Carton	COM	1	2	3	4	5	6	7	8	9	10	11
OS301	45	1620	1737	1802	1900	1978	2075	2173	2303	2452	2602	2758	2907

MOISBAR 130

CAL133 280

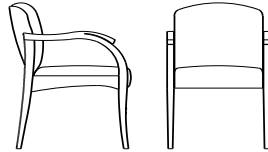


ORSAY PUBLIC AREA SEATING

NOTE: Consult factory regarding fabric selection.

OS201 Orsay Chair

28"d x 23"w x 33"h
Seat Ht. 18" Arm Ht. 25½"



OS201

Constructed of hardwood-ply interior frames. All exposed wood is hardwood. Seat cushions are made of flame retardant, high-resiliency foam with arched sinuous wire spring support. A discreet pass-through opening is concealed behind cushions for maintenance. Weight 45. Yardage 2.

MOISBAR *Moisture Barrier*

Provided for both seat and backs of units.

CAL133 *California 133*

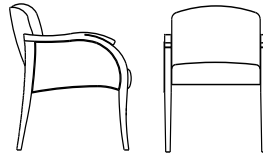
For any fabric selected with California 133.

VELCRO *Seat Cover*

Provided for seat(s) only.

**OS201/AI Orsay Chair
w/Arm Inserts**

28"d x 23"w x 33"h
Seat Ht. 18" Arm Ht. 25½"



OS201/AI

Details as above with upholstered arm inserts. Weight 45. Yardage 2.

MOISBAR *Moisture Barrier*

Provided for both seat and backs of units.

CAL133 *California 133*

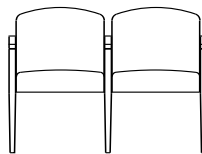
For any fabric selected with California 133.

VELCRO *Seat Cover*

Provided for seat(s) only.

**OS202F Orsay Two-Seat
w/Full Intervening Arm**

28"d x 44½"w x 33"h
Seat Ht. 18" Arm Ht. 25½"



OS202F

Two-seat unit, details as above with full intervening arm. Weight 65. Yardage 4.

MOISBAR *Moisture Barrier*

Provided for both seat and backs of units.

CAL133 *California 133*

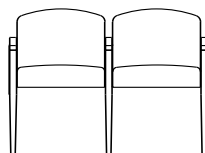
For any fabric selected with California 133.

VELCRO *Seat Cover*

Provided for seat(s) only.

**OS202F/AI Orsay Two-Seat
w/Full Intervening Arm,
Arm Inserts**

28"d x 44½"w x 33"h
Seat Ht. 18" Arm Ht. 25½"



OS202F/AI

Two-seat unit, details as above with full intervening arm and arm inserts. Weight 65. Yardage 6.

MOISBAR *Moisture Barrier*

Provided for both seat and backs of units.

CAL133 *California 133*

For any fabric selected with California 133.

VELCRO *Seat Cover*

Provided for seat(s) only.

Prices below are for standard finishes.
Please specify when ordering: Clear, Medium Oak, Walnut, Boston Cherry or Natural Cherry.

Model No.	Carton	COM	1	2	3	4	5	6	7	8	9	10	11
OS201	35	777	815	836	868	893	924	956	998	1046	1095	1145	1193
MOISBAR		42											
CAL133		89											
VELCRO		42											
OS201/AI	35	921	978	1009	1056	1094	1141	1189	1252	1324	1397	1472	1545
MOISBAR		62											
CAL133		134											
VELCRO		42											
OS202F	45	1412	1488	1530	1593	1643	1706	1769	1853	1950	2047	2148	2244
MOISBAR		83											
CAL133		179											
VELCRO		83											
OS202F/AI	45	1635	1749	1812	1906	1982	2077	2171	2297	2442	2587	2738	2883
MOISBAR		125											
CAL133		268											
VELCRO		83											

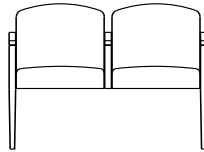


ORSAY PUBLIC AREA SEATING

NOTE: Consult factory regarding fabric selection.

OS202H Orsay Two-Seat
w/Half Intervening Arm

28"d x 44½"w x 33"h
Seat Ht. 18" Arm Ht. 25½"



OS202H

Two-seat unit with half intervening arm. Constructed of hardwood-ply interior frames. All exposed wood is hardwood. Seat cushions are made of flame retardant, high-resiliency foam with arched sinuous wire spring support. A discreet pass-through opening is concealed behind cushions for maintenance. Weight 65. Yardage 4.

MOISBAR Moisture Barrier

Provided for both seat and backs of units.

CAL133 California 133

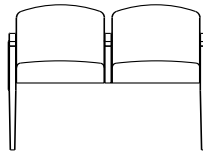
For any fabric selected with California 133.

VELCRO Seat Cover

Provided for seat(s) only.

OS202H/AI Orsay Two-Seat
w/Half Intervening Arm,
Arm Inserts

28"d x 44½"w x 33"h
Seat Ht. 18" Arm Ht. 25½"



OS202H/AI

Two-seat unit, details as above with half intervening arm and arm inserts. Weight 65. Yardage 6.

MOISBAR Moisture Barrier

Provided for both seat and backs of units.

CAL133 California 133


For any fabric selected with California 133.

VELCRO Seat Cover

Provided for seat(s) only.

OS202N Orsay Two-Seat
No Intervening Arm

28"d x 42¾"w x 33"h
Seat Ht. 18" Arm Ht. 25½"



OS202N

Two-seat unit, details as above with no intervening arm. Weight 65. Yardage 4.

MOISBAR Moisture Barrier

Provided for both seat and backs of units.

CAL133 California 133


For any fabric selected with California 133.

VELCRO Seat Cover

Provided for seat(s) only.

OS202N/AI Orsay Two-Seat
No Intervening Arm,
Arm Inserts

28"d x 42¾"w x 33"h
Seat Ht. 18" Arm Ht. 25½"



OS202N/AI

Two-seat unit, details as above with no intervening arm and arm inserts. Weight 65. Yardage 5.

MOISBAR Moisture Barrier

Provided for both seat and backs of units.

CAL133 California 133

For any fabric selected with California 133.

VELCRO Seat Cover

Provided for seat(s) only.

Prices below are for standard finishes.
Please specify when ordering: Clear, Medium Oak, Walnut, Boston Cherry or Natural Cherry.

Model No.	Carton	COM	1	2	3	4	5	6	7	8	9	10	11
OS202H	45	1413	1489	1531	1594	1644	1707	1770	1854	1951	2048	2149	2245
MOISBAR		83											
CAL133		179											
VELCRO		83											
OS202H/AI	45	1631	1745	1808	1902	1978	2072	2167	2293	2438	2583	2734	2879
MOISBAR		125											
CAL133		268											
VELCRO		83											
OS202N	45	1255	1347	1398	1475	1536	1612	1689	1791	1908	2025	2148	2265
MOISBAR		83											
CAL133		179											
VELCRO		83											
OS202N/AI	45	1408	1518	1579	1671	1745	1836	1928	2051	2191	2332	2479	2620
MOISBAR		104											
CAL133		224											
VELCRO		83											

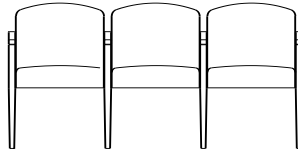


ORSAY PUBLIC AREA SEATING

NOTE: Consult factory regarding fabric selection.

OS203F Orsay Three-Seat
w/Full Intervening Arm

28"d x 66"w x 33"h
Seat Ht. 18" Arm Ht. 25½"



OS203F

Three-seat unit with full intervening arms. Constructed of hardwood-ply interior frames. All exposed wood is hardwood. Seat cushions are made of flame retardant, high-resiliency foam with arched sinuous wire spring support. A discreet pass-through opening is concealed behind cushions for maintenance. Weight 85. Yardage 6.

MOISBAR Moisture Barrier

Provided for both seat and backs of units.

CAL133 California 133

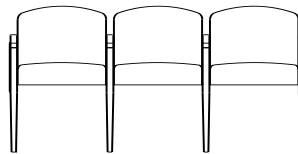
For any fabric selected with California 133.

VELCRO Seat Cover

Provided for seat(s) only.

OS203F/AI Orsay Three-Seat
w/Full Intervening Arms,
Arm Inserts

28"d x 66"w x 33"h
Seat Ht. 18" Arm Ht. 25½"



OS203F/AI

Three-seat unit, details as above with full intervening arms and arm inserts. Weight 85. Yardage 8.

MOISBAR Moisture Barrier

Provided for both seat and backs of units.

CAL133 California 133

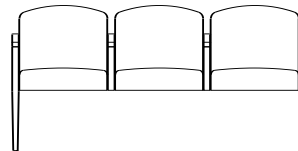
For any fabric selected with California 133.

VELCRO Seat Cover

Provided for seat(s) only.

OS203H Orsay Three-Seat
w/Half Intervening Arm

28"d x 66"w x 33"h
Seat Ht. 18" Arm Ht. 25½"



OS203H

Three-seat unit, details as above with half intervening arms. Weight 85. Yardage 6.

MOISBAR Moisture Barrier

Provided for both seat and backs of units.

CAL133 California 133

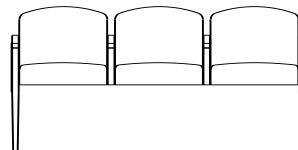
For any fabric selected with California 133.

VELCRO Seat Cover

Provided for seat(s) only.

OS203H/AI Orsay Three-Seat
w/Half Intervening Arm,
Arm Inserts

28"d x 66"w x 33"h
Seat Ht. 18" Arm Ht. 25½"



OS203H/AI

Three-seat unit, details as above with half intervening arms and arm inserts. Weight 85. Yardage 8.

MOISBAR Moisture Barrier

Provided for both seat and backs of units.

CAL133 California 133

For any fabric selected with California 133.

VELCRO Seat Cover

Provided for seat(s) only.

Prices below are for standard finishes.
Please specify when ordering: Clear, Medium Oak, Walnut, Boston Cherry or Natural Cherry.

Model No.	Carton	COM	1	2	3	4	5	6	7	8	9	10	11
OS203F	57	2072	2186	2249	2343	2419	2513	2608	2734	2879	3024	3175	3320
MOISBAR		125											
CAL133		268											
VELCRO		125											
OS203F/AI	57	2360	2512	2596	2722	2822	2949	3075	3243	3436	3629	3831	4024
MOISBAR		166											
CAL133		358											
VELCRO		125											
OS203H	57	2074	2188	2251	2345	2421	2516	2610	2736	2881	3026	3177	3322
MOISBAR		125											
CAL133		268											
VELCRO		125											
OS203H/AI	57	2362	2514	2598	2724	2825	2951	3077	3245	3438	3631	3833	4026
MOISBAR		166											
CAL133		358											
VELCRO		125											

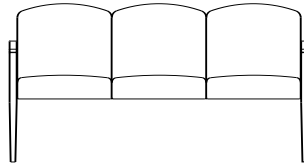


ORSAY PUBLIC AREA SEATING

NOTE: Consult factory regarding fabric selection.

OS203N Orsay Three-Seat
No Intervening Arm

28"d x 63½"w x 33"h
Seat Ht. 18" Arm Ht. 25½"



OS203N

Three-seat unit with no intervening arms. Constructed of hardwood-ply interior frames. All exposed wood is hardwood. Seat cushions are made of flame retardant, high-resiliency foam with arched sinuous wire spring support. A discreet pass-through opening is concealed behind cushions for maintenance. Weight 85. Yardage 6.

MOISBAR Moisture Barrier

Provided for both seat and backs of units.

CAL133 California 133


For any fabric selected with California 133.

VELCRO Seat Cover

Provided for seat(s) only.

OS203N/AI Orsay Three-Seat
No Intervening Arm,
Arm Inserts

28"d x 63½"w x 33"h
Seat Ht. 18" Arm Ht. 25½"



OS203N/AI

Three-seat unit, details as above with no intervening arms and arm inserts. Weight 85. Yardage 7.

MOISBAR Moisture Barrier

Provided for both seat and backs of units.

CAL133 California 133

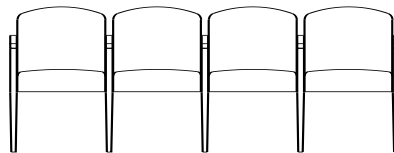
For any fabric selected with California 133.

VELCRO Seat Cover

Provided for seat(s) only.

OS204F Orsay Four-Seat
w/Full Intervening Arms

28"d x 87½"w x 33"h
Seat Ht. 18" Arm Ht. 25½"



OS204F

Four-seat unit with full intervening arms. Constructed of hardwood-ply interior frames. All exposed wood is hardwood. Seat cushions are made of flame retardant, high-resiliency foam with arched sinuous wire spring support. A discreet pass-through opening is concealed behind cushions for maintenance. Weight 105. Yardage 8.

MOISBAR Moisture Barrier

Provided for both seat and backs of units.

CAL133 California 133

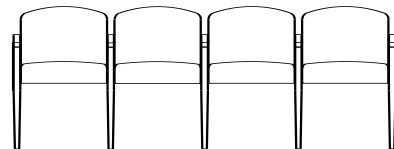
For any fabric selected with California 133.

VELCRO Seat Cover

Provided for seat(s) only.

OS204F/AI Orsay Four-Seat
w/Full Intervening Arms,
Arm Inserts

28"d x 87½"w x 33"h
Seat Ht. 18" Arm Ht. 25½"



OS204F/AI

Four-seat unit, details as above with full intervening arms and arm inserts. Weight 105. Yardage 11.

MOISBAR Moisture Barrier

Provided for both seat and backs of units.

CAL133 California 133

For any fabric selected with California 133.

VELCRO Seat Cover

Provided for seat(s) only.

Prices below are for standard finishes.
Please specify when ordering: Clear, Medium Oak, Walnut, Boston Cherry or Natural Cherry.

Model No.	Carton	COM	1	2	3	4	5	6	7	8	9	10	11
OS203N	57	1965	2079	2142	2236	2312	2407	2501	2627	2772	2917	3068	3213

MOISBAR 125

CAL133 268

VELCRO 125

OS203N/AI	57	2269	2401	2475	2585	2674	2784	2894	3041	3210	3380	3556	3725
------------------	----	------	------	------	------	------	------	------	------	------	------	------	------

MOISBAR 146

CAL133 313

VELCRO 125

OS204F	68	2764	2915	2999	3125	3226	3352	3478	3646	3839	4033	4234	4428
---------------	----	------	------	------	------	------	------	------	------	------	------	------	------

MOISBAR 166

CAL133 358

VELCRO 166

OS204F/AI	68	3129	3337	3453	3626	3765	3938	4111	4343	4608	4874	5152	5417
------------------	----	------	------	------	------	------	------	------	------	------	------	------	------

MOISBAR 229

CAL133 492

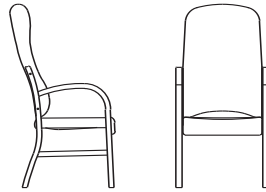
VELCRO 166



P A T I E N T C H A I R S

PC402 *Newport Patient Chair*

25½"d x 23½"w x 45"h
Seat Ht. 17½" Arm Ht. 25½"



PC402

Constructed of steam bent solid beech. Fully upholstered over dacron-wrapped flame retardant, high-resiliency foam. Back and seat are separated for easy cleaning. Weight 50. Yardage 2.

Provided for both seat and backs of units.

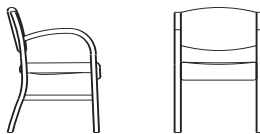
For any fabric selected with California 133.

MOISBAR *Moisture Barrier*

CAL133 *California 133*

LS412 *Newport Arm Chair*

25"d x 20"w x 31"h
Seat Ht. 17½" Arm Ht. 25½"



LS412

Details same as PC402 above.
Weight 40. Yardage 1.

Provided for seat only.

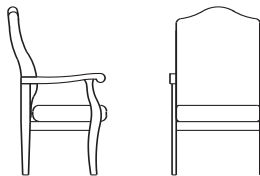
For any fabric selected with California 133.

MOISBAR *Moisture Barrier*

CAL133 *California 133*

PC801 *Cambridge Camelback Patient Chair*

28"d x 22½"w x 42"h
Seat Ht. 18" Arm Ht. 27"



PC801

Constructed of solid oak. Fully upholstered over dacron-wrapped flame retardant, high-resiliency foam. Back and seat are separated for easy cleaning. Weight 33. Yardage 2.

Provided for seats and backs of units.

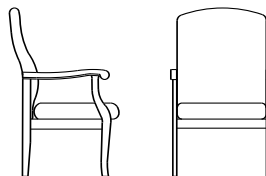
For any fabric selected with California 133.

MOISBAR *Moisture Barrier*

CAL133 *California 133*

PC881 *Cambridge Patient Chair*

28"d x 22½"w x 42"h
Seat Ht. 18" Arm Ht. 27"



PC881

Details same as PC801 above.
Weight 50. Yardage 2¼.

Provided for both seat and backs of units.

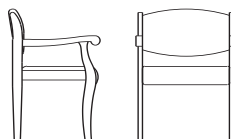
For any fabric selected with California 133.

MOISBAR *Moisture Barrier*

CAL133 *California 133*

LS282 *Cambridge Arm Chair*

22"d x 22"w x 32"h
Seat Ht. 18" Arm Ht. 25¼"



LS282

Constructed of solid oak. Fully upholstered over dacron-wrapped flame retardant, high-resiliency foam. Weight 40. Yardage 1.

Provided for seat only.

For any fabric selected with California 133.

MOISBAR *Moisture Barrier*

CAL133 *California 133*

Prices below are for standard finishes.
Please specify when ordering: Clear, Medium Oak, Walnut, Boston Cherry or Natural Cherry.

Model No.	Carton	COM	1	2	3	4	5	6	7	8	9	10	11
PC402	33	494	530	550	580	604	634	664	704	750	796	844	890
MOISBAR		40											
CAL133		70											

LS412	33	349	367	377	392	404	419	434	454	477	500	524	547
MOISBAR		20											
CAL133		35											

Prices below are for standard finishes.
Please specify when ordering: Natural, Medium Oak, Walnut, Boston Cherry or Natural Cherry.

Model No.	Carton	COM	1	2	3	4	5	6	7	8	9	10	11
PC801	33	646	682	702	732	756	786	816	856	925	948	996	1042
MOISBAR		40											
CAL133		70											

PC881	33	672	708	728	758	782	812	842	882	928	974	1022	1068
MOISBAR		45											
CAL133		79											


LS282	33	446	464	474	489	501	516	531	551	576	597	621	644
MOISBAR		20											
CAL133		35											



R O C K E R S

ROC01 *Olive's Chair*
Stable Base Rocker

28"d x 26"w x 45"h
Seat Ht. 17" Arm Ht. 27"



ROC01

Constructed of solid Beech. Patented mechanism with sealed ball bearing bushing, true rocker (not gliding) motion.
Weight 68.

ROC01SP *Olive's Chair*
Stable Base Rocker
with Side Panels on Base

28"d x 26"w x 45"h
Seat Ht. 17" Arm Ht. 27"

Details as above with veneer side panels.
Weight 70.

NOTE: Price includes cartoning charge.

ROC05 *Olive's Chair Ottoman*

19½"d x 19"w x 15"h



ROC05

Constructed of solid Beech, with 3" upholstered cushion.
Weight 35. Yardage ½.

MOISBAR *Moisture Barrier*

Provided for cushion of units.

CAL133 *California 133*

For any fabric selected with California 133.

OPTIONS:

ROC01BCU *Rocker Back Cushion*

Yardage 2. Foam Thickness 1".

CAL133 *California 133*

For any fabric selected with California 133.

ROC01SCU *Rocker Seat Cushion*

Yardage 1. Foam Thickness 1".

MOISBAR *Moisture Barrier*

Provided for seat.

CAL133 *California 133*

For any fabric selected with California 133.

ROCOLOCK *Rocker Locking Mechanism*

Holds chair in fixed position for ease of transfer into-and-out-of chair.

Model No.	Carton	COM	1	2	3	4	5	6	7	8	9	10	11
-----------	--------	-----	---	---	---	---	---	---	---	---	---	----	----

ROC01

CLEAR		960											
MEDIUM OAK		973											
WALNUT		973											
BOSTON CHERRY		973											
NATURAL CHERRY		973											

ROC01SP

CLEAR		976											
MEDIUM OAK		989											
WALNUT		989											
BOSTON CHERRY		989											
NATURAL CHERRY		989											

ROC05 10

CLEAR	250	259	277	285	291	299	307	318	329	342	354	366
MEDIUM OAK	250	259	277	285	291	299	307	318	329	342	354	366
WALNUT	250	259	277	285	291	299	307	318	329	342	354	366
BOSTON CHERRY	250	259	277	285	291	299	307	318	329	342	354	366
NATURAL CHERRY	250	259	277	285	291	299	307	318	329	342	354	366

MOISBAR 10

CAL133 18

ROC01BCU 134 170 190 220 244 274 304 344 390 436 484 530

CAL133 70

ROC01SCU 77 95 105 120 132 147 162 182 205 228 252 275

MOISBAR 20

CAL133 35


ROCOLOCK 100



R O C K E R S

ROC07 *Sunday Rocker*
Stable Base Rocker

24½"d x 23½"w x 43¾"h
Seat Ht. 17" Arm Ht. 27"



ROC07

Constructed of solid Beech. Patented mechanism with sealed ball bearing bushing, true rocker (no gliding) motion.
Weight 63.

OPTIONS:

ROC07BCU *Rocker Back Cushion*

Yardage 2. Foam Thickness 1".

CAL133 *California 133*

For any fabric selected with California 133.

ROC07SCU *Rocker Seat Cushion*

Yardage 1. Foam Thickness 1".

MOISBAR *Moisture Barrier*

Provided for seat.

CAL133 *California 133*

For any fabric selected with California 133.

Model No. Carton COM 1 2 3 4 5 6 7 8 9 10 11

ROC07

CLEAR 768
 BOSTON CHERRY 768
 NATURAL CHERRY 768
 DARK MOCHA 768

ROC07BCU 124 162 176 197 219 244 269 306 353 400 450 497

CAL133 70

ROC07SCU 77 95 105 120 132 147 162 182 205 228 252 275

MOISBAR 20

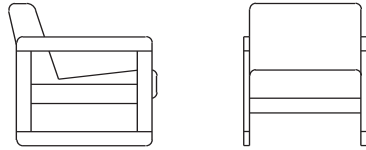
CAL133 35



PROFILE ROUNDER

PR01 Profile Rounder Chair

31"d x 26"w x 30"h
Seat Ht. 16" Arm Ht. 23"



PR01

Constructed of 1 1/4" solid oak with upholstered one-piece frame. Upholstered with 2" of dacron over 4 1/2" high-resiliency foam on sinuous wire spring seat. Radiused corners. Weight 43. Yardage 2.

PR01V Profile Rounder Chair with Velcro Covers

31"d x 26"w x 30"h

Details as above. Back and seat cushions feature Velcro attached upholstery. Weight 43. Yardage 2.

MOISBAR Moisture Barrier

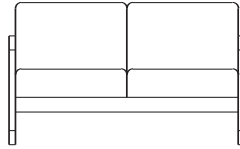
Provided for both seat and back of units.

CAL133 California 133

For any fabric selected with California 133.

PR02 Profile Rounder Two-Seat Sofa

31"d x 49 1/2"w x 30"h
Seat Ht. 16" Arm Ht. 23"



PR02

Two-seat sofa, details as above. Weight 65. Yardage 4.

PR02V Profile Rounder Two-Seat Sofa with Velcro Covers

31"d x 49 1/2"w x 30"h

Two-seat sofa, details as above. Back and seat cushions feature Velcro attached upholstery. Weight 65. Yardage 4.

MOISBAR Moisture Barrier

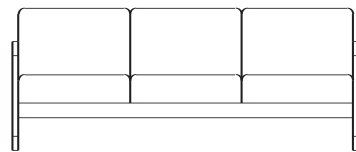
Provided for both seat and back of units.

CAL133 California 133

For any fabric selected with California 133.

PR03 Profile Rounder Three-Seat Sofa

31"d x 73"w x 30"h
Seat Ht. 16" Arm Ht. 23"



PR03

Three-seat sofa, details as above. Weight 87. Yardage 6.

PR03V Profile Rounder Three-Seat Sofa with Velcro Covers

31"d x 73"w x 30"h

Three-seat sofa, details as above. Back and seat cushions feature Velcro attached upholstery. Weight 87. Yardage 6.

MOISBAR Moisture Barrier

Provided for both seat and back of units.

CAL133 California 133

For any fabric selected with California 133.

OPTIONS:

PR01CUSHJ Replacement Cushion with Cover

Yardage 2.

PR01CUSHJV Replacement Cushion with Velcro Cover

Yardage 2.

MOISBAR Moisture Barrier

Provided for both seat and back of units.

CAL133 California 133

For any fabric selected with California 133.

PRRSCOVV Replacement Cushion Upholstery (Per Seat) Cover Only

Only available for cushions with Velcro covers. Yardage 2.

Prices below are for standard finishes.
Please specify when ordering: Natural, Medium Oak, Walnut, Boston Cherry, or Natural Cherry.

Model No.	Carton	COM	1	2	3	4	5	6	7	8	9	10	11
PR01	35	762	798	818	848	872	902	932	972	1018	1064	1112	1158
PR01V	35	821	857	877	907	931	961	991	1031	1077	1123	1171	1217
MOISBAR		40											
CAL133		70											
PR02	45	1116	1188	1228	1288	1336	1396	1456	1536	1628	1720	1816	1908
PR02V	45	1234	1306	1346	1406	1454	1514	1574	1654	1746	1838	1934	2026
MOISBAR		80											
CAL133		140											
PR03	57	1466	1574	1634	1724	1796	1886	1976	2096	2234	2372	2516	2654
PR03V	57	1642	1755	1815	1905	1977	2076	2157	2277	2415	2553	2697	2835
MOISBAR		120											
CAL133		210											
PR01CUSHJ		270	306	326	356	380	410	440	480	526	572	620	666
PR01CUSHJV		296	333	353	384	409	440	471	512	559	607	656	703
MOISBAR		40											
CAL133		70											
PRRSCOV		97	133	153	183	207	237	267	307	353	399	447	493

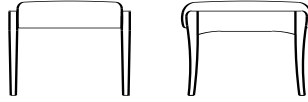


PUBLIC AREA SEATING BENCHES

NOTE: Consult factory regarding fabric selection.

PAS01 *Public Area Seating Bench with Cushion*

24½"d x 23"w x 18"h



PAS01

Constructed of solid hardwood end assemblies. Individual seat cushions upholstered over high resiliency foam. Weight 23. Yardage ¾.

MOISBAR *Moisture Barrier*

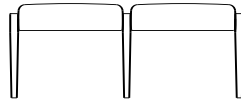
Provided for seat of unit.

CAL133 *California 133*

For any fabric selected with California 133.

PAS02 *Public Area Seating Bench with Two Cushions*

24½"d x 44½"w x 18"h



PAS02

Details as above. Weight 27. Yardage 1½.

MOISBAR *Moisture Barrier*

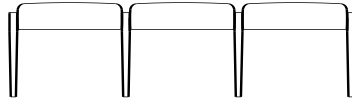
Provided for seats of unit.

CAL133 *California 133*

For any fabric selected with California 133.

PAS03 *Public Area Seating Bench with Three Cushions*

24½"d x 66"w x 18"h



PAS03

Details as above. Weight 31. Yardage 2¼.

MOISBAR *Moisture Barrier*

Provided for seats of unit.

CAL133 *California 133*

For any fabric selected with California 133.

Prices below are for standard finishes.
Please specify when ordering: Clear, Medium Oak, Walnut, Boston Cherry or Natural Cherry.

Model No.	Carton	COM	1	2	3	4	5	6	7	8	9	10	11
PAS01	12	387	400	409	420	430	441	453	469	487	505	524	542
MOISBAR		16											
CAL133		34											
PAS02	26	720	748	764	787	806	830	853	885	921	957	995	1032
MOISBAR		31											
CAL133		68											
PAS03	45	1017	1059	1083	1119	1147	1182	1218	1265	1320	1374	1431	1485
MOISBAR		47											
CAL133		101											

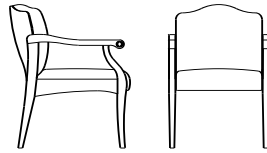


RENAISSANCE PUBLIC AREA SEATING

NOTE: Consult factory regarding fabric selection.

RN101 Renaissance Chair

28"d x 23"w x 33"h
Seat Ht. 18" 24¾" Arm Ht.



RN101

Constructed of hardwood-ply interior frames. All exposed wood is hardwood. Seat cushions are made of flame retardant, high-resiliency foam with arched sinuous wire spring support. A discreet pass-through opening is concealed behind cushions for maintenance. Weight 45. Yardage 2.

MOISBAR Moisture Barrier

Provided for both seat and backs of units.

CAL133 California 133

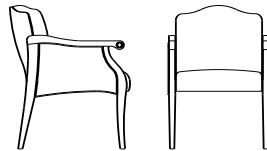
For any fabric selected with California 133.

VELCRO Seat Cover

Provided for seat(s) only.

**RN101/AI Renaissance Chair
w/Arm Inserts**

28"d x 23"w x 33"h
Seat Ht. 18" 24¾" Arm Ht.



RN101/AI

Details as above with upholstered arm inserts. Weight 45. Yardage 2.

MOISBAR Moisture Barrier

Provided for both seat and backs of units.

CAL133 California 133

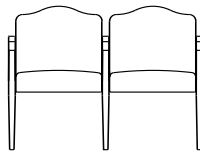
For any fabric selected with California 133.

VELCRO Seat Cover

Provided for seat(s) only.

**RN102F Renaissance Two-Seat Sofa
w/Full Intervening Arm**

28"d x 44½"w x 33"h
Seat Ht. 18" 24¾" Arm Ht.



RN102F

Two-seat unit, details as above with full intervening arms. Weight 65. Yardage 4.

MOISBAR Moisture Barrier

Provided for both seat and backs of units.

CAL133 California 133

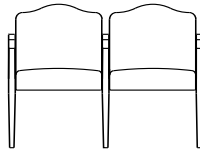
For any fabric selected with California 133.

VELCRO Seat Cover

Provided for seat(s) only.

**RN102F/AI Renaissance Two-Seat Sofa
w/Full Intervening Arm,
Arm Inserts**

28"d x 44½"w x 33"h
Seat Ht. 18" 24¾" Arm Ht.



RN102F/AI

Two-seat unit, details as above with full intervening arms and arm inserts. Weight 65. Yardage 6.

MOISBAR Moisture Barrier

Provided for both seat and backs of units.

CAL133 California 133

For any fabric selected with California 133.

VELCRO Seat Cover

Provided for seat(s) only.

Prices below are for standard finishes.
Please specify when ordering: Clear, Medium Oak, Walnut, Boston Cherry or Natural Cherry.

Model No.	Carton	COM	1	2	3	4	5	6	7	8	9	10	11
RN101	35	775	813	834	866	891	922	954	996	1044	1092	1143	1192
MOISBAR		42											
CAL133		89											
VELCRO		42											
RN101/AI	35	919	975	1007	1054	1092	1139	1187	1250	1322	1395	1470	1543
MOISBAR		62											
CAL133		134											
VELCRO		42											
RN102F	45	1409	1485	1527	1590	1640	1703	1766	1850	1947	2044	2144	2241
MOISBAR		83											
CAL133		179											
VELCRO		83											
RN102F/AI	45	1631	1745	1808	1902	1978	2072	2167	2293	2438	2583	2734	2879
MOISBAR		125											
CAL133		268											
VELCRO		83											

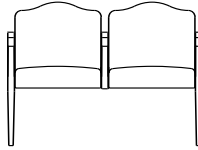


RENAISSANCE PUBLIC AREA SEATING

NOTE: Consult factory regarding fabric selection.

RN102H Renaissance Two-Seat
w/Half Intervening Arm

28"d x 44½"w x 33"h
Seat Ht. 18" 24¾" Arm Ht.



RN102H

Two-seat unit with half-intervening arm. Constructed of hardwood-ply interior frames. All exposed wood is hardwood. Seat cushions are made of flame retardant, high-resiliency foam with arched sinuous wire spring support. A discreet pass-through is concealed behind cushions for maintenance. Weight 65. Yardage 4.

MOISBAR Moisture Barrier

Provided for both seat and backs of units.

CAL133 California 133

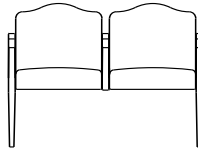
For any fabric selected with California 133.

VELCRO Seat Cover

Provided for seat(s) only.

RN102H/AI Renaissance Two-Seat
w/Half Intervening Arm,
Arm Inserts

28"d x 44½"w x 33"h
Seat Ht. 18" 24¾" Arm Ht.



RN102H/AI

Two-seat unit, details as above with half-intervening arm and arm inserts. Weight 65. Yardage 6.

MOISBAR Moisture Barrier

Provided for both seat and backs of units.

CAL133 California 133

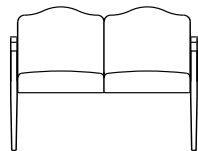
For any fabric selected with California 133.

VELCRO Seat Cover

Provided for seat(s) only.

RN102N Renaissance Two-Seat
No Intervening Arm

28"d x 42¾"w x 33"h
Seat Ht. 18" 24¾" Arm Ht.



RN102N

Two-seat unit, details as above with no intervening arm. Weight 65. Yardage 4.

MOISBAR Moisture Barrier

Provided for both seat and backs of units.

CAL133 California 133

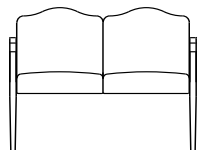
For any fabric selected with California 133.

VELCRO Seat Cover

Provided for seat(s) only.

RN102N/AI Renaissance Two-Seat
No Intervening Arm,
Arm Inserts

28"d x 42¾"w x 33"h
Seat Ht. 18" 24¾" Arm Ht.



RN102N/AI

Two-seat unit, details as above with no intervening arm and arm inserts. Weight 65. Yardage 5.

MOISBAR Moisture Barrier

Provided for both seat and backs of units.

CAL133 California 133

For any fabric selected with California 133.

VELCRO Seat Cover

Provided for seat(s) only.

Prices below are for standard finishes.
Please specify when ordering: Clear, Medium Oak, Walnut, Boston Cherry or Natural Cherry.

Model No.	Carton	COM	1	2	3	4	5	6	7	8	9	10	11
RN102H	45	1410	1486	1528	1591	1641	1704	1767	1851	1948	2045	2145	2242

MOISBAR 83

CAL133 179

VELCRO 83

RN102H/AI	45	1628	1741	1804	1899	1975	2069	2164	2290	2435	2580	2731	2876
------------------	----	------	------	------	------	------	------	------	------	------	------	------	------

MOISBAR 125

CAL133 268

VELCRO 83

RN102N	45	1243	1316	1357	1418	1467	1513	1593	1677	1774	1871	1972	2068
---------------	----	------	------	------	------	------	------	------	------	------	------	------	------

MOISBAR 83

CAL133 179

VELCRO 83

RN102N/AI	45	1395	1487	1538	1614	1675	1752	1828	1932	2053	2174	2300	2421
------------------	----	------	------	------	------	------	------	------	------	------	------	------	------

MOISBAR 104

CAL133 224

VELCRO 83

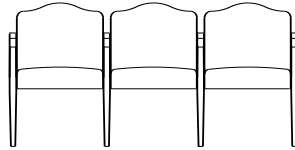


RENAISSANCE PUBLIC AREA SEATING

NOTE: Consult factory regarding fabric selection.

RN103F Renaissance Three-Seat
w/Full Intervening Arm

28"d x 66"w x 33"h
Seat Ht. 18" 24¾" Arm Ht.



RN103F

Three-seat unit with full intervening arms. Constructed of hardwood-ply interior frames. All exposed wood is hardwood. Seat cushions are made of flame retardant, high-resiliency foam with arched sinuous wire spring support. A discreet pass-through is concealed behind cushions for maintenance. Weight 85. Yardage 6.

MOISBAR Moisture Barrier

Provided for both seat and backs of units.

CAL133 California 133

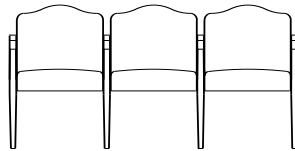
For any fabric selected with California 133.

VELCRO Seat Cover

Provided for seat(s) only.

RN103F/AI Renaissance Three-Seat
w/Full Intervening Arm,
Arm Inserts

28"d x 66"w x 33"h
Seat Ht. 18" 24¾" Arm Ht.



RN103F/AI

Three-seat unit, details as above with full intervening arms and arm inserts. Weight 85. Yardage 8.

MOISBAR Moisture Barrier

Provided for both seat and backs of units.

CAL133 California 133

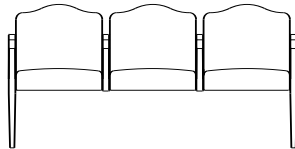
For any fabric selected with California 133.

VELCRO Seat Cover

Provided for seat(s) only.

RN103H Renaissance Three-Seat
w/Half Intervening Arm

28"d x 66"w x 33"h
Seat Ht. 18" 24¾" Arm Ht.



RN103H

Three-seat unit, details as above with half-intervening arms. Weight 85. Yardage 6.

MOISBAR Moisture Barrier

Provided for both seat and backs of units.

CAL133 California 133

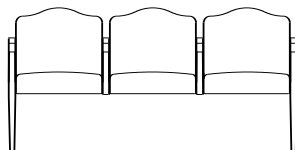
For any fabric selected with California 133.

VELCRO Seat Cover

Provided for seat(s) only.

RN103H/AI Renaissance Three-Seat
w/Half Intervening Arm,
Arm Inserts

28"d x 66"w x 33"h
Seat Ht. 18" 24¾" Arm Ht.



RN103H/AI

Three-seat, details as above unit with half-intervening arms and arm inserts. Weight 85. Yardage 8.

MOISBAR Moisture Barrier

Provided for both seat and backs of units.

CAL133 California 133

For any fabric selected with California 133.

VELCRO Seat Cover

Provided for seat(s) only.

Prices below are for standard finishes.
Please specify when ordering: Clear, Medium Oak, Walnut, Boston Cherry or Natural Cherry.

Model No.	Carton	COM	1	2	3	4	5	6	7	8	9	10	11
RN103F	57	2068	2181	2244	2339	2415	2509	2604	2730	2875	3020	3171	3316
MOISBAR		125											
CAL133		268											
VELCRO		125											
RN103F/AI	57	2355	2506	2590	2716	2817	2943	3069	3238	3431	3624	3826	4019
MOISBAR		166											
CAL133		358											
VELCRO		125											
RN103H	57	2070	2184	2247	2341	2417	2511	2606	2732	2877	3022	3173	3318
MOISBAR		125											
CAL133		268											
VELCRO		125											
RN103H/AI	57	2357	2508	2592	2719	2819	2945	3072	3240	3433	3626	3828	4021
MOISBAR		166											
CAL133		358											
VELCRO		125											

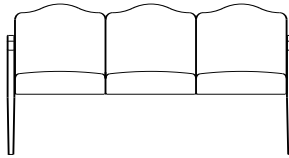


RENAISSANCE PUBLIC AREA SEATING

NOTE: Consult factory regarding fabric selection.

RN103N Renaissance Three-Seat
w/No Intervening Arm

28"d x 66"w x 33"h
Seat Ht. 18" 24¾" Arm Ht.



RN103N

Three-seat unit with no intervening arms. Constructed of hardwood-ply interior frames. All exposed wood is hardwood. Seat cushions are made of flame retardant, high-resiliency foam with arched sinuous wire spring support. A discreet pass-through is concealed behind cushions for maintenance. Weight 85. Yardage 6.

MOISBAR Moisture Barrier

Provided for both seat and backs of units.

CAL133 California 133

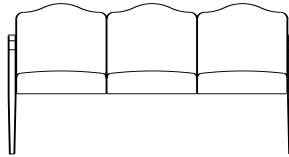
For any fabric selected with California 133.

VELCRO Seat Cover

Provided for seat(s) only.

RN103N/AI Renaissance Three-Seat
w/No Intervening Arm,
Arm Inserts

28"d x 66"w x 33"h
Seat Ht. 18" 24¾" Arm Ht.



RN103N/AI

Three-seat unit, details as above with no intervening arms and with arm inserts. Weight 85. Yardage 7.

MOISBAR Moisture Barrier

Provided for both seat and backs of units.

CAL133 California 133

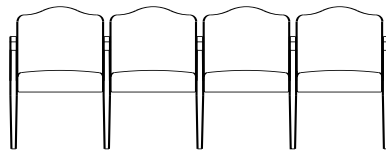
For any fabric selected with California 133.

VELCRO Seat Cover

Provided for seat(s) only.

RN104F Renaissance Four-Seat
w/Full Intervening Arms

28"d x 87½"w x 33"h
Seat Ht. 18" 24¾" Arm Ht.



RN104F

Four-seat unit, details as above with full intervening arms. Weight 105. Yardage 8.

MOISBAR Moisture Barrier

Provided for both seat and backs of units.

CAL133 California 133

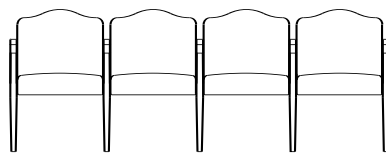
For any fabric selected with California 133.

VELCRO Seat Cover

Provided for seat(s) only.

RN104F/AI Renaissance Four-Seat
w/Full Intervening Arms,
Arm Inserts

28"d x 87½"w x 33"h
Seat Ht. 18" 24¾" Arm Ht.



RN104F/AI

Four-seat unit, details as above with full intervening arms and arm inserts. Weight 105. Yardage 11.

MOISBAR Moisture Barrier

Provided for both seat and backs of units.

CAL133 California 133

For any fabric selected with California 133.

VELCRO Seat Cover

Provided for seat(s) only.

Prices below are for standard finishes.
Please specify when ordering: Clear, Medium Oak, Walnut, Boston Cherry or Natural Cherry.

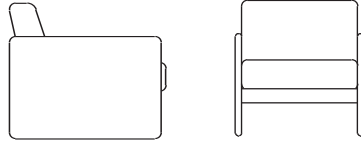
Model No.	Carton	COM	1	2	3	4	5	6	7	8	9	10	11
RN103N	57	1965	2079	2142	2236	2312	2407	2501	2627	2772	2917	3068	3213
MOISBAR		125											
CAL133		268											
VELCRO		125											
RN103N/AI	57	2269	2402	2475	2585	2674	2784	2893	3041	3210	3380	3556	3726
MOISBAR		146											
CAL133		358											
VELCRO		125											
RN104F	68	2758	2910	2994	3120	3221	3347	3473	3641	3834	4027	4229	4422
MOISBAR		166											
CAL133		358											
VELCRO		166											
RN104F/AI	68	3124	3332	3448	3621	3760	3933	4106	4337	4603	4869	5146	5412
MOISBAR		229											
CAL133		492											
VELCRO		166											



R O U N D E R

RS01 *Rounder Chair*

33"d x 27"w x 28½"h
Seat Ht. 16" Arm Ht. 21½"



RS01

Constructed of 1¾" oak butcherblock with upholstered one-piece frame. Upholstered with 2" of dacron over 4½" high-resiliency foam on sinuous wire spring seat. Radiused corners and bullnose edging. Weight 100. Yardage 2.

RS01V *Rounder Chair with Velcro Covers*

33"d x 27"w x 28½"h

Details as above. Back and seat cushions feature Velcro attached upholstery. Weight 100. Yardage 2.

MOISBAR *Moisture Barrier*

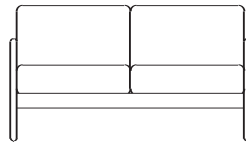
Provided for both seat and back of units.

CAL133 *California 133*

For any fabric selected with California 133.

RS02 *Rounder Two-Seat Sofa*

33"d x 50½"w x 28½"h
Seat Ht. 16" Arm Ht. 21½"



RS02

Two-seat sofa, details as above. Weight 140. Yardage 4.

RS02V *Rounder Two-Seat Sofa with Velcro Covers*

33"d x 50½"w x 28½"h

Details as above. Back and seat cushions feature Velcro attached upholstery. Weight 140. Yardage 4.

MOISBAR *Moisture Barrier*

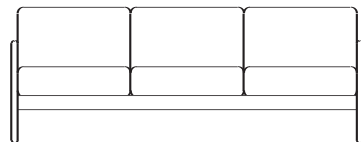
Provided for both seat and back of units.

CAL133 *California 133*

For any fabric selected with California 133.

RS03 *Rounder Three-Seat Sofa*

33"d x 74"w x 28½"h
Seat Ht. 16" Arm Ht. 21½"



RS03

Three-seat sofa as above. Weight 170. Yardage 6.

RS03V *Rounder Three-Seat Sofa with Velcro Covers*

33"d x 74"w x 28½"h

Details as above. Back and seat cushions feature Velcro attached upholstery. Weight 170. Yardage 6.

MOISBAR *Moisture Barrier*

Provided for seat and back of units.

CAL133 *California 133*

For any fabric selected with California 133.

OPTIONS:

PR01CUSHJ *Replacement Cushion with Cover*

Yardage 2.

PR01CUSHJV *Replacement Cushion with Velcro Cover*

Yardage 2.

MOISBAR *Moisture Barrier*

Provided for both seat and back of units.

CAL133 *California 133*

For any fabric selected with California 133.

PRRSCOVV *Replacement Cushion Upholstery (Per Seat) Cover Only*

Only available for cushions with Velcro covers. Yardage 2.

Prices below are for standard finishes.
Please specify when ordering: Natural, Medium Oak, Walnut, Boston Cherry, or Natural Cherry.

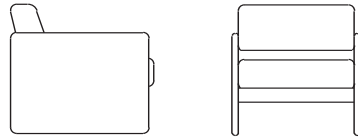
Model No.	Carton	COM	1	2	3	4	5	6	7	8	9	10	11
RS01	35	1021	1060	1081	1113	1139	1171	1203	1246	1296	1345	1396	1446
RS01V	35	1074	1112	1134	1166	1192	1224	1256	1299	1348	1397	1449	1498
MOISBAR		40											
CAL133		70											
RS02	45	1485	1562	1605	1670	1721	1785	1850	1935	2034	2133	2235	2334
RS02V	45	1591	1668	1711	1776	1827	1891	1956	2041	2129	2239	2341	2440
MOISBAR		80											
CAL133		140											
RS03	57	2033	2149	2213	2309	2386	2483	2579	2708	2856	3004	3158	3306
RS03V	57	2191	2307	2371	2468	2545	2642	2738	2867	3014	3162	3317	3465
MOISBAR		120											
CAL133		210											
PR01CUSHJ		270	306	326	356	380	410	440	480	526	572	620	666
PR01CUSHJV		296	333	353	384	409	440	471	512	559	607	656	703
MOISBAR		40											
CAL133		70											
PRRSCOV		97	133	153	183	207	237	267	307	353	399	447	493



REVERSIBLE ROUNDER

RSRC01 *Reversible Rounder Chair*

33"d x 27"w x 27½"h
Seat Ht. 16" Arm Ht. 21½"



RSRC01

Constructed of 1¾" oak butcherblock with upholstered one-piece frame. Upholstered with 2" of dacron over 4½" high-resiliency foam on sinuous wire spring seat. Separate, reversible back and seat cushions with removable upholstery. Radiused corners and bullnose edging. Weight 100. Yardage 2.

MOISBAR *Moisture Barrier*

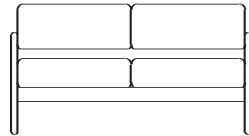
Provided for both seat and back of units.

CAL133 *California 133*

For any fabric selected with California 133.

RSRC02 *Reversible Rounder Two-Seat Sofa*

33"d x 50½"w x 27½"h
Seat Ht. 16" Arm Ht. 21½"



RSRC02

Two-seat sofa, details as above. Weight 140. Yardage 4.

MOISBAR *Moisture Barrier*

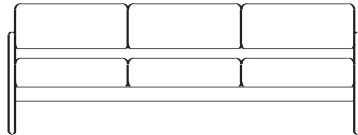
Provided for both seat and back of units.

CAL133 *California 133*

For any fabric selected with California 133.

RSRC03 *Reversible Rounder Three-Seat Sofa*

33"d x 74"w x 27½"h
Seat Ht. 16" Arm Ht. 21½"



RSRC03

Three-seat sofa, details as above. Weight 170. Yardage 6.

MOISBAR *Moisture Barrier*

Provided for both seat and back of units.

CAL133 *California 133*

For any fabric selected with California 133.

OPTIONS:

RSRCBSCV *Replacement Back Cover*

Yardage 1.

CAL133 *California 133*

For any fabric selected with California 133.

RSRCBCUSHJ *Replacement Back Cushion with Cover*

Yardage 1.

CAL133 *California 133*

For any fabric selected with California 133.

RSRCSCUSHJ *Replacement Seat Cushion with Cover*

Yardage 1.

CAL133 *California 133*

For any fabric selected with California 133.

RSRCSSCV *Replacement Seat Cover*

Yardage 1.

CAL133 *California 133*

For any fabric selected with California 133.

MOISBAR *Moisture Barrier*

Provided for both seat and back of units.

Prices below are for standard finishes.
Please specify when ordering: Natural, Medium Oak, Walnut, Boston Cherry, or Natural Cherry.

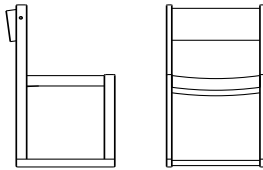
Model No.	Carton	COM	1	2	3	4	5	6	7	8	9	10	11
RSRC01	35	1177	1199	1221	1253	1278	1311	1343	1386	1435	1484	1536	1585
MOISBAR		40											
CAL133		70											
RSRC02	45	1755	1832	1875	1940	1991	2055	2120	2205	2304	2400	2505	2604
MOISBAR		80											
CAL133		140											
RSRC03	57	2436	2546	2616	2712	2789	2886	2982	3111	3259	3407	3561	3709
MOISBAR		120											
CAL133		210											
RSRCBSCV	100	118	129	144	157	172	187	208	232	255	280	304	
CAL133		35											
RSRCBCUSHJ	156	174	184	199	211	226	241	261	284	308	333	356	
CAL133		35											
RSRCSCUSHJ	182	201	211	227	239	254	270	290	314	338	363	386	
CAL133		35											
RSRCSSCV	101	119	130	145	158	173	188	209	233	256	281	305	
CAL133		35											
MOISBAR		20											



SIDE & STACK CHAIRS

LS01 Side Chair

20½"d x 19"w x 31¼"h
Seat Ht. 17½

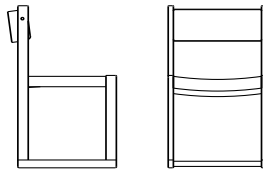


LS01

Constructed of solid oak, molded plywood seat and back, sleigh base.
Weight 16.

LS01UB Side Chair

20½"d x 19"w x 31¼"h
Seat Ht. 17½



LS01UB

Details as above, with upholstered back.
Weight 16. Yardage ½.

MOISBAR Moisture Barrier

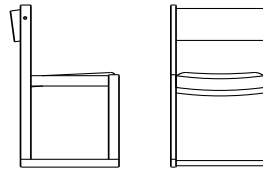
Provided for back only.

CAL133 California 133

For any fabric selected with California 133.

LS01US Side Chair

20½"d x 19"w x 31¼"h
Seat Ht. 17½



LS01US

Details as above, with upholstered seat.
Weight 16. Yardage ½.

MOISBAR Moisture Barrier


Provided for seat only.

CAL133 California 133

For any fabric selected with California 133.

LS01UBS Side Chair

20½"d x 19"w x 31¼"h
Seat Ht. 17½



LS01UBS

Details as above, with upholstered back and seat.
Weight 16. Yardage ½.

MOISBAR Moisture Barrier

Provided for seat only.

CAL133 California 133

For any fabric selected with California 133.

Prices below are for standard finishes.
Please specify when ordering: Natural, Medium Oak, Walnut, Boston Cherry, or Natural Cherry.

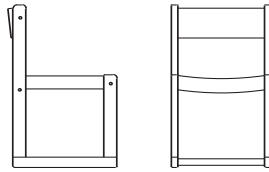
Model No.	Carton	COM	1	2	3	4	5	6	7	8	9	10	11
LS01	12	226											
LS01UB	12	277	280	281	284	286	288	291	294	297	301	305	309
MOISBAR		3											
CAL133		6											
LS01US	12	265	271	275	280	283	288	293	300	308	315	323	331
MOISBAR		7											
CAL133		12											
LS01UBS	12	293	302	307	314	320	328	335	345	357	368	380	392
MOISBAR		10											
CAL133		18											



SIDE & STACK CHAIRS

LS01HD Side Chair - Heavy Duty

21½"d x 19½"w x 31¼"h
Seat Ht. 17½"

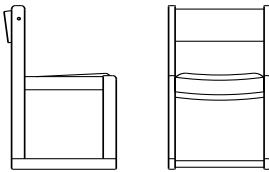


LS01HD

Constructed of solid oak, molded plywood seat and back, sleigh base.
Weight 20.

LS01HDUS Side Chair - Heavy Duty

21½"d x 19½"w x 31¼"h
Seat Ht. 17½"



LS01HDUS

Details as above, with upholstered seat.
Weight 20. Yardage ½.

MOISBAR Moisture Barrier

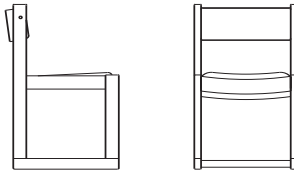
Provided for seat only.

CAL133 California 133

For any fabric selected with California 133.

LS01HDUBS Side Chair - Heavy Duty

21½"d x 19½"w x 31¼"h
Seat Ht. 17½"



LS01HDUBS

Constructed of solid oak with upholstered seat and back, sleigh base.
Weight 20. Yardage ½.

MOISBAR Moisture Barrier

Provided for seat only.

CAL133 California 133

For any fabric selected with California 133.

Prices below are for standard finishes.
Please specify when ordering: Natural, Medium Oak, Walnut, Boston Cherry, or Natural Cherry.

Model No.	Carton	COM	1	2	3	4	5	6	7	8	9	10	11
-----------	--------	-----	---	---	---	---	---	---	---	---	---	----	----

LS01HD	12	311											
---------------	----	-----	--	--	--	--	--	--	--	--	--	--	--

LS01HDUS	12	347	353	356	361	365	370	375	381	389	397	404	412
-----------------	----	-----	-----	-----	-----	-----	-----	-----	-----	-----	-----	-----	-----

MOISBAR		7											
----------------	--	---	--	--	--	--	--	--	--	--	--	--	--

CAL133		12											
---------------	--	----	--	--	--	--	--	--	--	--	--	--	--

LS01HDUBS	12	368	374	377	386	392	399	408	418	429	442	454	465
------------------	----	-----	-----	-----	-----	-----	-----	-----	-----	-----	-----	-----	-----

MOISBAR		10											
----------------	--	----	--	--	--	--	--	--	--	--	--	--	--

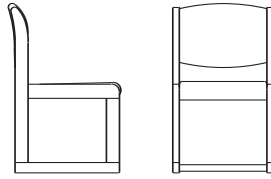
CAL133		18											
---------------	--	----	--	--	--	--	--	--	--	--	--	--	--



SIDE & STACK CHAIRS

LS241 Groton Side Chair

21½"d x 19"w x 31½"h
Seat Ht. 18"



LS241

Constructed of solid oak. 1½" high-resiliency foam over molded plywood, waterfall seat and compound curve back sleigh base. Weight 20. Yardage 1.

MOISBAR Moisture Barrier

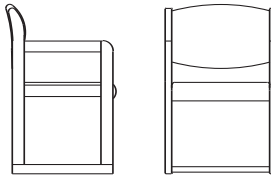
Provided for seat only.

CAL133 California 133

For any fabric selected with California 133.

LS242 Groton Arm Chair

21½"d x 21"w x 31½"h
Seat Ht. 18" Arm Ht. 25½"



LS242

Details as above.
Weight 23. Yardage 1.

MOISBAR Moisture Barrier

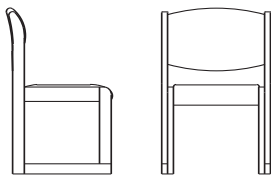
Provided for seat only.

CAL133 California 133

For any fabric selected with California 133.

LS248 Groton Stacking Side Chair

21½"d x 21½"w x 31½"h
Seat Ht. 18"



LS248

Details as above stacks five high.
Weight 20. Yardage 1.

MOISBAR Moisture Barrier

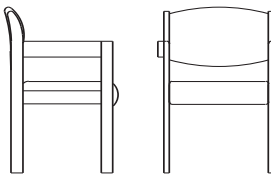
Provided for seat only.

CAL133 California 133

For any fabric selected with California 133.

LS249 Groton Stacking Arm Chair

21½"d x 24"w x 31½"h
Seat Ht. 18" Arm Ht. 25½"



LS249

Details as above stacks five high.
Weight 23. Yardage 1.

MOISBAR Moisture Barrier

Provided for seat only.

CAL133 California 133

For any fabric selected with California 133.

Note: Option for all Side & Stack Chairs

GLIDE5

Plastic Glide

Prices below are for standard finishes.
Please specify when ordering: Natural, Medium Oak, Walnut, Boston Cherry, or Natural Cherry.

Model No.	Carton	COM	1	2	3	4	5	6	7	8	9	10	11
LS241	26	351	370	380	396	408	423	439	459	483	507	531	555
MOISBAR		20											
CAL133		35											
LS242	26	386	404	414	429	441	456	471	491	514	537	561	584
MOISBAR		20											
CAL133		35											
LS248	26	421	439	449	464	476	491	506	526	549	572	596	619
MOISBAR		20											
CAL133		35											
LS249	26	451	469	479	494	506	521	536	556	579	602	626	649
MOISBAR		20											
CAL133		35											
GLIDE5		5											

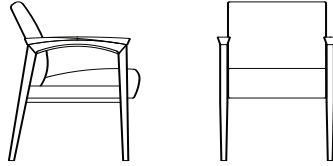


S O M E R S E T P U B L I C A R E A S E A T I N G

Note: A detailed furniture layout/floor plan in plan view must be provided for all ganged seating and connecting tables.

SM101 *Somerset Public Area Seating Chair*

27" d x 24"w x 32¾"h
Seat Ht. 19" Arm Ht. 25½"



SM101

Totally modular components featuring solid beech external frame and solid hardwood internal frame. Cushions feature high resiliency foam over arched tempered sinuous springs. Weight 30. Yardage 1¾.

MOISBAR *Moisture Barrier*

Provided for seat only.

CAL133 *California 133*

For any fabric selected with California 133.

OPTIONS:

SM1PAP

Black urethane arm caps.

SMSTCOV *Replacement Seat Cover*

Provided for seat(s) only.

MOISBAR *Moisture Barrier*

Provided for seat only.

CAL133 *California 133*

For any fabric selected with California 133.

SMBKCOV *Replacement Back Cover*

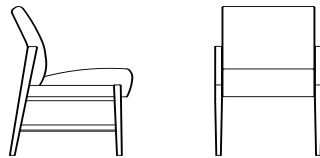
Provided for back(s) only.

CAL133 *California 133*

For any fabric selected with California 133.

SM101N *Somerset Public Area Seating Chair, No Arms*

27" d x 23½"w x 32¾"h
Seat Ht. 19"



SM101N

Details as above, no arms. Weight 25. Yardage 1¾.

MOISBAR *Moisture Barrier*

Provided for seat only.

CAL133 *California 133*

For any fabric selected with California 133.

OPTIONS:

SMSTCOV *Replacement Seat Cover*

Provided for seat(s) only.

MOISBAR *Moisture Barrier*

Provided for seat only.

CAL133 *California 133*

For any fabric selected with California 133.

SMBKCOV *Replacement Back Cover*

Provided for back(s) only.

CAL133 *California 133*

For any fabric selected with California 133.

Prices below are for standard finishes.
Please specify when ordering: Clear, Medium Oak, Walnut, Boston Cherry, Dark Mocha, or Natural Cherry.

Model No.	Carton	COM	1	2	3	4	5	6	7	8	9	10	11
SM101	34	707	739	756	782	803	830	856	891	931	971	1013	1054
MOISBAR		35											
CAL133		79											
SM1PAP		41											
SMSTCOV MOISBAR CAL133		45 20 45	63	73	88	100	115	130	150	173	196	220	243
SMBKCOV CAL133		63 45	81	91	106	118	133	148	168	191	214	238	261
SM101N	34	621	653	670	696	717	744	770	805	845	885	927	968
MOISBAR		35											
CAL133		79											
SMSTCOV MOISBAR CAL133		45 20 45	63	73	88	100	115	130	150	173	196	220	243
SMBKCOV CAL133		63 45	81	91	106	118	133	148	168	191	214	238	261

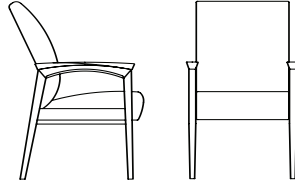


S O M E R S E T P U B L I C A R E A S E A T I N G

Note: A detailed furniture layout/floor plan in plan view must be provided for all ganged seating and connecting tables.

SM101HB *Somerset Public Area Seating High Back Chair*

27" d x 24"w x 38¾"h
Seat Ht. 19" Arm Ht. 25½"



SM101HB

High back chair, totally modular components featuring solid beech external frame and solid hardwood internal frame. Cushions feature high resiliency foam over arched tempered sinuous springs. Weight 48. Yardage 2.

MOISBAR *Moisture Barrier*

Provided for seat only.

CAL133 *California 133*

For any fabric selected with California 133.

OPTIONS:

SM1PAP

Black urethane arm caps.

SMSTCOV *Replacement Seat Cover*

Provided for seat(s) only.

MOISBAR *Moisture Barrier*

Provided for seat only.

CAL133 *California 133*

For any fabric selected with California 133.

SMHBBKCOV *Replacement High Back Cover*

Provided for back(s) only.

CAL133 *California 133*

For any fabric selected with California 133.

Prices below are for standard finishes.
 Please specify when ordering: Clear, Medium Oak, Walnut, Boston Cherry, Dark Mocha, or Natural Cherry.

Model No.	Carton	COM	1	2	3	4	5	6	7	8	9	10	11
SM101HB	44	804	836	853	879	900	927	953	988	1028	1068	1110	1151
MOISBAR		45											
CAL133		101											
SM1PAP		41											
SMSTCOV		45	63	73	88	100	115	130	150	173	196	220	243
MOISBAR		20											
CAL133		45											
SMHBBKCOV		66	89	101	120	135	154	172	197	226	255	285	314
CAL133		56											

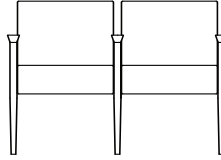


S O M E R S E T P U B L I C A R E A S E A T I N G

Note: A detailed furniture layout/floor plan in plan view must be provided for all ganged seating and connecting tables.

SM102 *Somerset Public Area Seating 2-Seat*

27" d x 47"w x 32¾"h
Seat Ht. 19" Arm Ht. 25½"



SM102

Two seat unit, totally modular components featuring solid beech external frame and solid hardwood internal frame. Cushions feature high resiliency foam over arched tempered sinuous springs. Weight 65. Yardage 3½.

MOISBAR *Moisture Barrier*

Provided for seat only.

CAL133 *California 133*

For any fabric selected with California 133.

OPTIONS:

SM1PAP

Black urethane arm caps.

SMSTCOV *Replacement Seat Cover*

Provided for seat(s) only.

MOISBAR *Moisture Barrier*

Provided for seat only.

CAL133 *California 133*

For any fabric selected with California 133.

SMBKCOV *Replacement Back Cover*

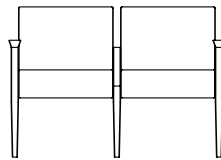
Provided for back(s) only.

CAL133 *California 133*

For any fabric selected with California 133.

SM102NI *Somerset Public Area Seating 2-Seat, No Intervening Arms*

27" d x 47"w x 32¾"h
Seat Ht. 19" Arm Ht. 25½"



SM102NI

Two seat unit, details as above with no intervening arms. Weight 65. Yardage 3½.

MOISBAR *Moisture Barrier*

Provided for seat only.

CAL133 *California 133*

For any fabric selected with California 133.

OPTIONS:

SM1PAP

Black urethane arm caps.

SMSTCOV *Replacement Seat Cover*

Provided for seat(s) only.

MOISBAR *Moisture Barrier*

Provided for seat only.

CAL133 *California 133*

For any fabric selected with California 133.

SMBKCOV *Replacement Back Cover*

Provided for back(s) only.

CAL133 *California 133*

For any fabric selected with California 133.

Prices below are for standard finishes.
Please specify when ordering: Clear, Medium Oak, Walnut, Boston Cherry, Dark Mocha, or Natural Cherry.

Model No.	Carton	COM	1	2	3	4	5	6	7	8	9	10	11
SM102	44	1325	1388	1423	1476	1518	1570	1623	1693	1773	1854	1938	2018
MOISBAR		70											
CAL133		158											
SM1PAP		62											
SMSTCOV MOISBAR CAL133		45 20 45	63	73	88	100	115	130	150	173	196	220	243
SMBKCOV CAL133		63 45	81	91	106	118	133	148	168	191	214	238	261
SM102NI	44	1315	1378	1413	1466	1508	1560	1613	1683	1763	1844	1928	2008
MOISBAR		70											
CAL133		158											
SM1PAP		62											
SMSTCOV MOISBAR CAL133		45 20 45	63	73	88	100	115	130	150	173	196	220	243
SMBKCOV CAL133		63 45	81	91	106	118	133	148	168	191	214	238	261

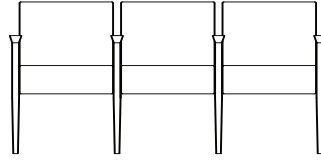


S O M E R S E T P U B L I C A R E A S E A T I N G

Note: A detailed furniture layout/floor plan in plan view must be provided for all ganged seating and connecting tables.

SM103 Somerset Public Area Seating 3-Seat

27" d x 68¼"w x 32¾"h
Seat Ht. 19" Arm Ht. 25½"



SM103

Three seat unit, totally modular components featuring solid beech external frame and solid hardwood internal frame. Cushions feature high resiliency foam over arched tempered sinuous springs. Weight 85. Yardage 5¼.

MOISBAR Moisture Barrier

Provided for seat only.

CAL133 California 133

For any fabric selected with California 133.

OPTIONS:

SM1PAP

Black urethane arm caps.

SMSTCOV Replacement Seat Cover

Provided for seat(s) only.

MOISBAR Moisture Barrier

Provided for seat only.

CAL133 California 133

For any fabric selected with California 133.

SMBKCOV Replacement Back Cover

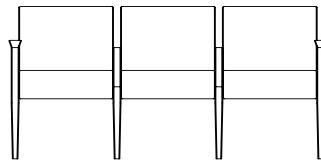
Provided for back(s) only.

CAL133 California 133

For any fabric selected with California 133.

SM103NI Somerset Public Area Seating 3-Seat, No Intervening Arms

27" d x 68¼"w x 32¾"h
Seat Ht. 19" Arm Ht. 25½"



SM103NI

Three seat unit, details as above with no intervening arms. Weight 65. Yardage 3½.

MOISBAR Moisture Barrier

Provided for seat only.

CAL133 California 133

For any fabric selected with California 133.

OPTIONS:

SM1PAP

Black urethane arm caps.

SMSTCOV Replacement Seat Cover

Provided for seat(s) only.

MOISBAR Moisture Barrier

Provided for seat only.

CAL133 California 133

For any fabric selected with California 133.

SMBKCOV Replacement Back Cover

Provided for back(s) only.

CAL133 California 133

For any fabric selected with California 133.

Prices below are for standard finishes.
Please specify when ordering: Clear, Medium Oak, Walnut, Boston Cherry, Dark Mocha, or Natural Cherry.

Model No.	Carton	COM	1	2	3	4	5	6	7	8	9	10	11
SM103	44	1943	2038	2090	2169	2232	2311	2389	2494	2615	2736	2862	2983
MOISBAR		105											
CAL133		236											
SM1PAP		82											
SMSTCOV		45	63	73	88	100	115	130	150	173	196	220	243
MOISBAR		20											
CAL133		45											
SMBKCOV	56	63	81	91	106	118	133	148	168	191	214	238	261
CAL133		45											
SM103NI	44	1923	2018	2070	2149	2212	2291	2369	2474	2595	2716	2842	2963
MOISBAR		105											
CAL133		236											
SM1PAP		62											
SMSTCOV		45	63	73	88	100	115	130	150	173	196	220	243
MOISBAR		20											
CAL133		45											
SMBKCOV		63	81	91	106	118	133	148	168	191	214	238	261
CAL133		45											

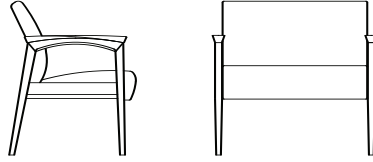


S O M E R S E T P U B L I C A R E A S E A T I N G

Note: A detailed furniture layout/floor plan in plan view must be provided for all ganged seating and connecting tables.

SM301 *Somerset Public Area Seating Bariatric Chair*

27" d x 35"w x 32¾"h
Seat Ht. 19" Arm Ht. 25½"



SM301

Totally modular components featuring solid beech external frame and solid hardwood internal frame. Cushions feature high resiliency foam over arched tempered sinuous springs. Dimensions and structure engineered for Bariatric use. Plywood deck is attached to heavy duty steel frame. 800 lb load capacity. Weight 60. Yardage 2½.

MOISBAR *Moisture Barrier*

Provided for seat only.

CAL133 *California 133*

For any fabric selected with California 133.

OPTIONS:

SM1PAP

Black urethane arm caps.

SMBARSTCOV *Bariatric Velcro Seat Cover*

MOISBAR *Moisture Barrier*

CAL133 *California 133*

Provided for seat only.
Provided for seat only.
For any fabric selected with California 133.

SMBARBKCOV *Bariatric Velcro Back Cover*

CAL133 *California 133*

Provided for back only.
For any fabric selected with California 133.

SMET *Somerset Public Area Connecting End Table*

24½" d x 20"w x 15½"h



SMET

Constructed of solid beech, high pressure laminate top. Connects on left or right. Weight 20.

SMST *Somerset Public Area Spanner Table*

23" d x 20"w x 3½ :15"h



SMST

Constructed of solid beech, high pressure laminate top. Weight 15.

Prices below are for standard finishes.
Please specify when ordering: Clear, Medium Oak, Walnut, Boston Cherry, Dark Mocha, or Natural Cherry.


Model No.	Carton	COM	1	2	3	4	5	6	7	8	9	10	11
SM301	44	810	855	880	918	948	985	1023	1073	1130	1188	1248	1305
MOISBAR		50											
CAL133		113											
SM1PAP		41											
SMBARSTCOV		61	84	96	115	130	149	167	192	221	250	280	309
MOISBAR		25											
CAL133		56											
SMBARBKCOV		73	96	108	127	142	161	179	204	233	262	292	321
CAL133		56											
SMET	17	250											
SMST	17	200											



TWO-POSITION CHAIRS

LS15 *Three-Position Side Chair*

27"d x 19"w x 32"h
Seat Ht. 18½"



LS15

Constructed of solid oak. Fully upholstered compound-curve back and seat of 1½" high-resiliency foam over molded plywood. Weight 21. Yardage ¾.

MOISBAR *Moisture Barrier*

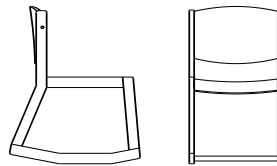
Provided for seat only.

CAL133 *California 133*

For any fabric selected with California 133.

LS15AW *Three-Position All Wood Side Chair*

27"d x 19"w x 32"h
Seat Ht. 18½"

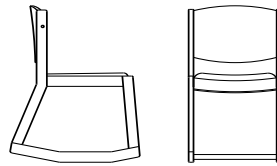


LS15AW

Constructed of solid oak with compound curve back, molded plywood seat. Weight 21.

LS15US *Three-Position Side Chair*

27"d x 19"w x 32"h
Seat Ht. 18½"



LS15US

Details as LS15AW with upholstered seat. Weight 21. Yardage ⅓.

MOISBAR *Moisture Barrier*

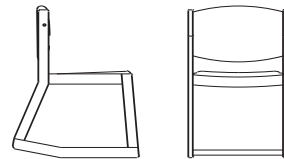
Provided for seat only.

CAL133 *California 133*

For any fabric selected with California 133.

LS16 *Two-Position Side Chair*

27"d x 19"w x 32"h
Seat Ht. 18½"



LS16

Constructed of solid oak. Fully upholstered compound-curve back and seat of 1½" high-resiliency foam over molded plywood. Weight 21. Yardage ¾.

MOISBAR *Moisture Barrier*

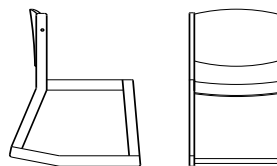
Provided for seat only.

CAL133 *California 133*

For any fabric selected with California 133.

LS16AW *Two-Position All Wood Side Chair*

27"d x 19"w x 32"h
Seat Ht. 18½"



Constructed of solid oak with compound curve back with molded plywood seat. Weight 21.

Prices below are for standard finishes.
Please specify when ordering: Natural, Medium Oak, Walnut, Boston Cherry, or Natural Cherry.

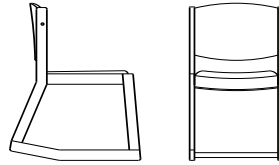
Model No.	Carton	COM	1	2	3	4	5	6	7	8	9	10	11
LS15	16	359	372	378	389	397	408	418	431	448	464	481	497
MOISBAR		13											
CAL133		23											
LS15AW	16	326											
LS15US	16	345	351	354	359	363	368	373	381	387	395	403	410
MOISBAR		7											
CAL133		12											
LS16	16	362	374	381	390	398	408	418	431	447	462	478	493
MOISBAR		13											
CAL133		23											
LS16AW	16	346											



TWO-POSITION CHAIRS

LS16US *Two-Position Arm Chair*

27"d x 19"w x 32"h
Seat Ht. 18½"



LS16US

Constructed of solid oak with compound curve back with upholstered seat.
Weight 21. Yardage ⅓.

MOISBAR *Moisture Barrier*

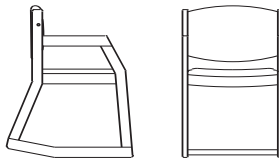
Provided for seat only.

CAL133 *California 133*

For any fabric selected with California 133.

LS17 *Two-Position Arm Chair*

27"d x 21"w x 32"h
Seat Ht. 18½" Arm Ht. 25½"



LS17

Constructed of solid oak. Fully upholstered compound-curve back and seat of 1½" high-resiliency foam over molded plywood.
Weight 22. Yardage ¾.

MOISBAR *Moisture Barrier*

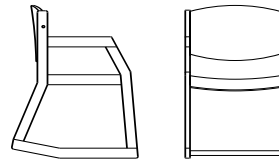
Provided for seat only.

CAL133 *California 133*

For any fabric selected with California 133.

LS17AW *Two-Position All Wood Arm Chair*

27"d x 21"w x 32"h
Seat Ht. 18½" Arm Ht. 25½"

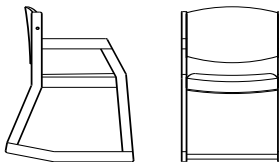


LS17AW

Constructed of solid oak with compound curve back, molded plywood seat.
Weight 22.

LS17US *Two-Position Arm Chair*

27"d x 21"w x 32"h
Seat Ht. 18½" Arm Ht. 25½"



LS17US

Details as LS17AW with upholstered seat.
Weight 21. Yardage ⅓.

MOISBAR *Moisture Barrier*


Provided for seat only.

CAL133 *California 133*

For any fabric selected with California 133.

LS47 *Two-Position Huskey Arm Chair*

27"d x 22"w x 33½"h
Seat Ht. 18½" Arm Ht. 25½"



LS47

Constructed of solid oak. Fully upholstered seat/back frame with 1" of dacron and 2¼" of high-resiliency foam in seat and back. Sinuous wire spring support in seat.
Weight 22. Yardage 2.

MOISBAR *Moisture Barrier*

Provided for seat only.

CAL133 *California 133*

For any fabric selected with California 133.

Prices below are for standard finishes.
Please specify when ordering: Natural, Medium Oak, Walnut, Boston Cherry, or Natural Cherry.


Model No.	Carton	COM	1	2	3	4	5	6	7	8	9	10	11
LS16US	16	362	368	371	376	380	385	390	397	404	412	420	427
MOISBAR		7											
CAL133		12											
LS17	16	435	449	456	467	476	488	499	514	531	548	566	584
MOISBAR		15											
CAL133		26											
LS17AW	16	425											
LS17US	16	429	435	438	443	447	452	457	464	471	479	487	494
MOISBAR		7											
CAL133		12											
LS47	25	553	589	609	639	663	693	723	763	809	855	903	949
MOISBAR		40											
CAL133		70											



TWO-POSITION CHAIRS

LS417 *Two-Position Beech Arm Chair*

25½"d x 22"w x 30½"h
Seat Ht. 18" Arm Ht. 25½"



LS417

Constructed of steam bent solid beech. Full upholstered compound-curve back and waterfall seat of 1½" high-resiliency foam over molded plywood. Weight 20. Yardage 1.

MOISBAR *Moisture Barrier*


Provided for seat only.

CAL133 *California 133*

For any fabric selected with California 133.

LS417AW *Two-Position All Wood Beech Arm Chair*

25½"d x 22"w x 30½"h
Seat Ht. 18" Arm Ht. 25½"




LS417AW

Constructed of steam bent solid beech. Compound curve back and waterfall seat of molded plywood. Weight 16.

LS417US *Two-Position Beech Arm Chair*

25½"d x 22"w x 30½"h
Seat Ht. 18" Arm Ht. 25½"



LS417US

Details as LS417AW with upholstered seat. Weight 16. Yardage ⅓.

MOISBAR *Moisture Barrier*

Provided for seat only.

CAL133 *California 133*

For any fabric selected with California 133.

Prices below are for standard finishes.
Please specify when ordering: Clear, Medium Oak, Walnut or Boston Cherry.

Model No.	Carton	COM	1	2	3	4	5	6	7	8	9	10	11
LS417	16	357	375	395	400	412	427	442	462	485	508	532	555

MOISBAR	20
CAL133	35

LS417AW	16	333
----------------	----	-----

LS417US	16	335	341	344	349	353	358	363	370	377	385	393	400
----------------	----	-----	-----	-----	-----	-----	-----	-----	-----	-----	-----	-----	-----

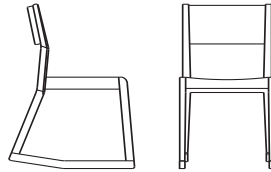
MOISBAR	7
CAL133	12



TWO-POSITION CHAIRS

CHS36 2-Position Wright Chair

24½"d x 18½"w x 32"h
Seat Ht. 17¾"



CHS36

Constructed of solid beech.
Weight 22.

CHS36US 2-Position Wright Chair

24½"d x 18½"w x 32"h
Seat Ht. 17¾"



CHS36US

Constructed of solid beech, seat upholstered over
molded foam.
Weight 21. Yardage ⅓.

MOISBAR Moisture Barrier


Provided for seat only.

CAL133 California 133

For any fabric selected with California 133

CHS36UBS 2-Position Wright Chair

24½"d x 18½"w x 32"h
Seat Ht. 17¾"



CHS36UBS

Constructed of solid beech, seat and back uphol-
stered over molded foam.
Weight 22. Yardage ½.

MOISBAR Moisture Barrier

Provided for seat only.

CAL133 California 133

For any fabric selected with California 133

Prices below are for standard finishes.
Please specify when ordering: Clear, Medium Oak, Walnut, Boston Cherry or Natural Cherry.

Model No.	Carton	COM	1	2	3	4	5	6	7	8	9	10	11
-----------	--------	-----	---	---	---	---	---	---	---	---	---	----	----

CHS36	16	255											
--------------	----	-----	--	--	--	--	--	--	--	--	--	--	--

CHS36US	16	282	288	291	297	301	306	311	318	326	334	342	350
----------------	----	-----	-----	-----	-----	-----	-----	-----	-----	-----	-----	-----	-----

MOISBAR		7											
----------------	--	---	--	--	--	--	--	--	--	--	--	--	--

CAL133		12											
---------------	--	----	--	--	--	--	--	--	--	--	--	--	--

CHS36UBS	16	299	308	313	320	327	335	342	353	365	377	389	402
-----------------	----	-----	-----	-----	-----	-----	-----	-----	-----	-----	-----	-----	-----

MOISBAR		10											
----------------	--	----	--	--	--	--	--	--	--	--	--	--	--

CAL133		18											
---------------	--	----	--	--	--	--	--	--	--	--	--	--	--



EVERYWHERE / BREEZE

SG466 *Stacking Arm Chair,
Plastic Seat/Back*

19½"d x 22½"w x 31"h
Seat Ht. 18" Arm Ht. 26½"



SG466

Polished anodized aluminum frame. Plastic seat and back.
Weight 9.



SG466 Stacked

SG467 *Stacking Arm Chair,
Upholstered Seat, Plastic Back*

19½"d x 22½"w x 31"h
Seat Ht. 18" Arm Ht. 26½"



SG467

Polished anodized aluminum frame. Upholstered seat and plastic back.
Weight 9. Yardage ½.



SG467 Stacked

SG529 *Stacking Arm Chair,
Upholstered Seat/Back*

19½"d x 22½"w x 31"h
Seat Ht. 18" Arm Ht. 26½"



SG529

Polished anodized aluminum frame. Upholstered seat and back.
Weight 12. Yardage 1.



SG529 Stacked

Model No.	Carton	COM	1	2	3	4	5	6	7	8	9	10	11
-----------	--------	-----	---	---	---	---	---	---	---	---	---	----	----

SG466		432											
--------------	--	-----	--	--	--	--	--	--	--	--	--	--	--

SG467		479	501	508	514	520	529	538	553	569	596	625	664
--------------	--	-----	-----	-----	-----	-----	-----	-----	-----	-----	-----	-----	-----

SG529		509	552	564	577	589	607	626	657	687	743	798	878
--------------	--	-----	-----	-----	-----	-----	-----	-----	-----	-----	-----	-----	-----



EVERYWHERE / BREEZE

SG524 *Stacking Bar Stool,
Plastic Seat/Back*

21½"d x 23"w x 43"h
Seat Ht. 30" Arm Ht. 38"



SG524

Polished anodized aluminum frame. Plastic seat and back.
Weight 12.

SG469 *Stacking Bar Stool,
Upholstered Seat, Plastic Back*

21½"d x 23"w x 43"h
Seat Ht. 30" Arm Ht. 38"



SG469

Polished anodized aluminum frame. Upholstered seat and plastic back.
Weight 13. Yardage ½.

SG526 *Stacking Bar Stool,
Upholstered Seat/ Back*

21½"d x 23"w x 43"h
Seat Ht. 30" Arm Ht. 38"



SG526

Polished anodized aluminum frame. Upholstered seat and back.
Weight 15. Yardage 1.

Model No.	Carton	COM	1	2	3	4	5	6	7	8	9	10	11
SG524		819											
SG469		830	853	859	865	871	880	890	904	920	947	976	1015
SG526		860	903	915	928	940	958	977	1008	1039	1094	1149	1230



EVERYWHERE / BREEZE

SG621 *Swivel Chair,
Plastic Seat/Back*

23"d x 23"w x 28:33"h
Seat Ht. 17:21 Arm Ht. 24:28"



SG621

Polished anodized aluminum frame. Plastic seat and back.
Weight 27.

SG620 *Swivel Chair,
Upholstered Seat, Plastic Back*

23"d x 23"w x 28:33"h
Seat Ht. 17:21 Arm Ht. 24:28"



SG620

Polished anodized aluminum frame. Upholstered seat and plastic back.
Weight 31. Yardage ½.

SG619 *Swivel Chair,
Upholstered Seat and Back*

23"d x 23"w x 28:33"h
Seat Ht. 17:21 Arm Ht. 24:28"



SG619

Polished anodized aluminum frame. Upholstered seat and back.
Weight 30. Yardage 1.

COLOR OPTIONS:

SEAT/BACK COLORS:

Mint Green (7E), Dark Blue (7K), Blue (7I), Grey (7P), Ivory (7Q), Ruby Red (7Z)

FINISHES:

Standard frames are polished anodized aluminum.

Matte anodized and powder coated aluminum finishes are available at longer lead times.

OPTIONS:

CAL 133 plastic in Grey (7P), Black (7F) (priced per chair)

CAL 133 for fabrics (priced per chair)

Laser engraving (minimum 50 pieces)

Metal ganging device

Plastic ganging device

Model No.	Option	Carton	COM	1	2	3	4	5	6	7	8	9	10	11
-----------	--------	--------	-----	---	---	---	---	---	---	---	---	---	----	----

SG621			1247											
--------------	--	--	------	--	--	--	--	--	--	--	--	--	--	--

SG620			1230	1252	1258	1264	1270	1279	1289	1303	1319	1347	1375	1414
--------------	--	--	------	------	------	------	------	------	------	------	------	------	------	------

SG619			1260	1303	1316	1328	1340	1359	1377	1408	1439	1494	1550	1630
--------------	--	--	------	------	------	------	------	------	------	------	------	------	------	------

31

49

31

49

19



EVERYWHERE / BREEZE

SG513 Cart

30"d x 15"w x 46½"h




SG513

Universal pickup cart. Holds up to 8 chairs.

SG514 Cart

40½"d x 24"w x 39"h



SG514

Universal pickup cart for larger quantities.

STACKING DEATAILS:

Plastic seat/back 12 on floor, 20 on cart.

Upholstered seat/back 10 on floor, 15 on cart..

Model No.	Option	Carton	Chrome	Powder Coat
SG513			621	
SG514			937	



EVERYWHERE / BLITZ

SG586 *Stacking Side Chair,
Plastic Seat/Back*

20½"d x 18"w x 32½"h
Seat Ht. 18"



SG586

Aluminum powder coat finish seat castings,
anodized aluminum legs. Plastic seat and back.
Weight 10.



SG586 Stacked

SG588 *Stacking Side Chair,
Upholstered Seat, Plastic Back*

20½"d x 18"w x 32½"h
Seat Ht. 18"



SG588

Aluminum powder coat finish seat castings,
anodized aluminum legs. Upholstered seat and
plastic back.
Weight 13. Yardage 1.



SG588 Stacked

SG590 *Stacking Side Chair,
Wood Seat/Back*

20½"d x 18"w x 32½"h
Seat Ht. 18"



SG590

Aluminum powder coat finish seat castings,
anodized aluminum legs. Wood seat and
plastic back.
Weight 11.



SG590 Stacked

Model No.	Carton	COM	1	2	3	4	5	6	7	8	9	10	11
-----------	--------	-----	---	---	---	---	---	---	---	---	---	----	----

SG586		492											
--------------	--	-----	--	--	--	--	--	--	--	--	--	--	--

SG588		675	706	721	733	748	764	780	795	821	956	n/a	n/a
--------------	--	-----	-----	-----	-----	-----	-----	-----	-----	-----	-----	-----	-----

SG590		819											
--------------	--	-----	--	--	--	--	--	--	--	--	--	--	--



EVERYWHERE / BLITZ

SG587 *Stacking Arm Chair,
Plastic Seat/Back*

20½"d x 23"w x 32½"h
Seat Ht. 18" Arm Ht. 26½"



SG587

Aluminum powder coat finish seat castings,
anodized aluminum legs. Plastic seat and back.
Weight 15.



SG587 Stacked

SG589 *Stacking Arm Chair,
Upholstered Seat, Plastic Back*

20½"d x 23"w x 32½"h
Seat Ht. 18" Arm Ht. 26½"



SG589

Aluminum powder coat finish seat castings,
anodized aluminum legs. Upholstered seat and
plastic back.
Weight 14. Yardage 1.



SG589 Stacked

SG591 *Stacking Arm Chair,
Wood Seat/Back*

19½"d x 22½"w x 31"h
Seat Ht. 18" Arm Ht. 26½"



SG591

Aluminum powder coat finish seat castings,
anodized aluminum legs. Wood seat and
plastic back.
Weight 13.



SG591 Stacked

Model No.	Carton	COM	1	2	3	4	5	6	7	8	9	10	11
-----------	--------	-----	---	---	---	---	---	---	---	---	---	----	----

SG587		644											
--------------	--	-----	--	--	--	--	--	--	--	--	--	--	--

SG589		787	830	843	855	867	886	904	935	966	1021	1077	1157
--------------	--	-----	-----	-----	-----	-----	-----	-----	-----	-----	------	------	------

SG591		947											
--------------	--	-----	--	--	--	--	--	--	--	--	--	--	--



EVERYWHERE / BLITZ

SG595 Bar Stool
Plastic Seat/Back

21½"d x 23"w x 43"h
Seat Ht. 30"



SG595

Aluminum powder coat finish seat castings, anodized aluminum legs. Plastic seat and back. Weight 13.

SG596 Bar Stool
Upholstered Seat/Back

21½"d x 23"w x 43"h
Seat Ht. 30"



SG596

Aluminum powder coat finish seat castings, anodized aluminum legs. Upholstered seat and back. Weight 14.

SG553 Bar Stool
Wood Seat/Back

21½"d x 23"w x 43"h
Seat Ht. 30"

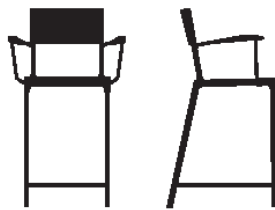


SG553

Aluminum powder coat finish seat castings, anodized aluminum legs. Wood seat and back. Weight 13.

SG597 Bar Stool w/ Arms
Plastic Seat/Back

21½"d x 23"w x 43"h
Seat Ht. 30" Arm Ht. 38"

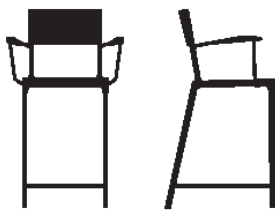


SG597

Aluminum powder coat finish seat castings, anodized aluminum legs. Plastic seat and back. Weight 15.

SG580 Bar Stool w/ Arms
Upholstered Seat/Back

21½"d x 23"w x 43"h
Seat Ht. 30" Arm Ht. 38"



SG580

Aluminum powder coat finish seat castings, anodized aluminum legs. Upholstered seat and back. Weight 25.

Model No.	Carton	COM	1	2	3	4	5	6	7	8	9	10	11
-----------	--------	-----	---	---	---	---	---	---	---	---	---	----	----

SG595		788											
--------------	--	-----	--	--	--	--	--	--	--	--	--	--	--

SG596		931	975	987	999	1011	1030	1048	1079	1110	1165	1221	1301
--------------	--	-----	-----	-----	-----	------	------	------	------	------	------	------	------

SG553		1112											
--------------	--	------	--	--	--	--	--	--	--	--	--	--	--

SG597		901											
--------------	--	-----	--	--	--	--	--	--	--	--	--	--	--

SG580		1044	1087	1099	1111	1124	1142	1161	1191	1222	1278	1333	1413
--------------	--	------	------	------	------	------	------	------	------	------	------	------	------



EVERYWHERE / BLITZ

SG555 Bar Stool w/ Arms
Wood Seat/Back

21½"d x 23"w x 43"h
Seat Ht. 30" Arm Ht. 38"



SG555

Aluminum powder coat finish seat castings, anodized aluminum legs. Wood seat and back. Weight 15.

Counter height stools available at longer lead times.

COLOR OPTIONS:

SEAT/BACK COLORS:

White (7C), Black (7F), Red (7A), Yellow (7H), Mint Green (7E), Blue (7I), Charcoal (7P), Ivory (7Q), Terra Cotta (7G)

FINISHES:

Chairs: Standard finish is Aluminum powder coat for seat castings and steel legs.

Wood Finishes: Frosted Natural, Natural Maple, Natural Beech, Pear, Light Cherry, Dark Cherry, Walnut, Dark Walnut, Mahogany

Chrome finishes are available at longer lead times and the following upcharge per chair:

Arm Chair - 278.00

Side Chair - 154.00

SG513 Cart

30"d x 15"w x 46½"h



SG513

Universal pickup cart. Holds up to 8 chairs.

SG514 Cart

40½"d x 24"w x 39"



SG514

Universal pickup cart for larger quantities.

STACKING DEATAILS:

Plastic seat/back 12 on floor, 20 on cart.

Upholstered seat/back 10 on floor, 15 on cart.

Model No.	Carton	COM	1	2	3	4	5	6	7	8	9	10	11
-----------	--------	-----	---	---	---	---	---	---	---	---	---	----	----

SG555		1225											
--------------	--	------	--	--	--	--	--	--	--	--	--	--	--

SG513		621											
--------------	--	-----	--	--	--	--	--	--	--	--	--	--	--

SG514		937											
--------------	--	-----	--	--	--	--	--	--	--	--	--	--	--



EVERYWHERE / STORM

SG527 *Stacking Side Chair,
Plastic Seat/Back*

21¼"d x 20"w x 32"h
Seat Ht. 18"



SG527

Heavy duty frame is constructed of tubular steel with top quality welding. Plastic seat and back. Weight 10.



SG527 Stacked

SG528 *Stacking Arm Chair,
Plastic Seat/Back*

21¼"d x 20"w x 32"h
Seat Ht. 18" Arm Ht. 26¼"



SG528

Details as above.
Weight 15.



SG528 Stacked

SG535 *Stacking Arm Chair, w/ Tablet
Plastic Seat/Back*

21¼"d x 23¼"w x 32"h
Seat Ht. 18" Arm Ht. 26¼"



SG535

Details as above with tablet arm.
Weight 17.



SG535 Stacked

Model No.	Option	Carton	Chrome	Powder Coat
SG527			313	301
SG528			436	424
SG535			634	596



EVERYWHERE / STORM

SG600 *Stacking Side Chair,
Wood Seat/Back*

21¼"d x 20"w x 32"h
Seat Ht. 18"



SG600

Heavy duty frame is constructed of tubular steel with top quality welding. Wood seat and back. Weight 14.

SG567 *Swivel Side Chair,
Plastic Seat/Back*

21¼"d x 19¾"w x 30-33½"h
Seat Ht. 18" - 21¼"



SG567

Heavy duty frame is constructed of tubular steel with top quality welding. Plastic seat and back. Weight 22.

SG568 *Swivel Arm Chair
Plastic Seat/Back*

21¼"d x 19¾"w x 30-33½"h
Seat Ht. 18" - 21¼" Arm Ht. 25-28"



SG568

Details as above.
Weight 27.

COLOR OPTIONS:

SEAT/BACK COLORS:

Black (7F), Red (7A), Red Coral (7G), Yellow (7H), Blue (7I), Dark Blue (7K), Charcoal Grey (7P), Ivory (7Q)

WOOD FINISHES:

Frosted Natural, Natural Maple, Natural Beech, Pear, Light Cherry, Dark Cherry, Walnut, Dark Walnut, Mahogany

OPTIONS:

Fire retardent version in Grey (7P), Black (7F)

Laser engraving (minimum 50 pieces)

Metal ganging device

Chrome document holder

Model No.	Option	Carton	Chrome	Powder Coat
SG600			436	424
SG567			1106	
SG568			1106	

32

32

62

85



EVERYWHERE / STORM

SG513 Cart

30"d x 15"w x 46½"h

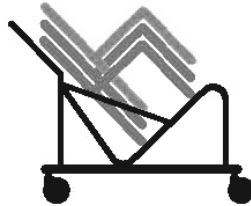


SG513

Universal pickup cart. Holds up to 8 chairs.

SG514 Cart

40½"d x 24"w x 39"h



SG514

Universal pickup cart.

STACKING DEATAILS:

Chairs stack 190 high on floor, 14 on carts.

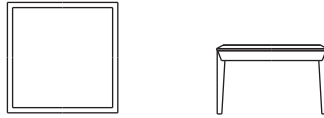
Model No.	Option	Carton	Chrome	Powder Coat
SG513			598	
SG514			886	



COMMON AREA TABLES

CAT01 Common Area Table

24"d x 24"w x 15"h

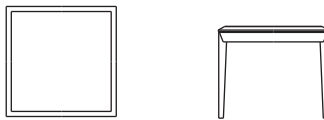


CAT01

Constructed of solid hardwood.
Tops with wood edgeband and high pressure laminate* top.
Weight 32.

CAT01L Common Area Table

24"d x 24"w x 20"h




CAT01L

Details as above.
Weight 32.

CAT02 Common Area Table

30"d x 30"w x 15"h

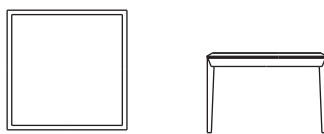


CAT02

Details as above.
Weight 38.

CAT02L Common Area Table

30"d x 30"w x 20"h




CAT02L

Details as above.
Weight 38.

CAT04 Common Area Table

24"d x 48"w x 15"h



CAT04

Details as above.
Weight 42.

* Standard laminates available from:

- Formica
- Nevamar
- Pionite
- Wilsonart

NOTE: Some selections may extend lead times

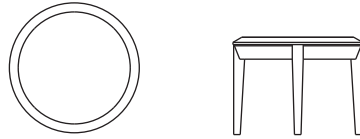
Model No.	Option	Carton	Clear	Medium Oak	Walnut	Boston Cherry	Natural Cherry
CAT01		29	542	542	542	542	542
CAT01L		33	554	554	554	554	554
CAT02		35	644	644	644	644	644
CAT02L		39	655	655	655	655	655
CAT04		39	759	759	759	759	759



COMMON AREA TABLES

CAT05 *Common Area Table*

20"dia x 15"h

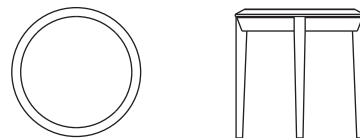


CAT05

Constructed of solid hardwood.
Tops with wood edgeband and high pressure laminate* insert.
Weight 32.

CAT05L *Common Area Table*

20"dia x 20"h

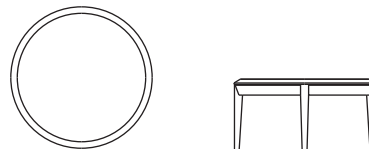


CAT05L

Details as above.
Weight 32.

CAT06 *Common Area Table*

30"dia x 15"h

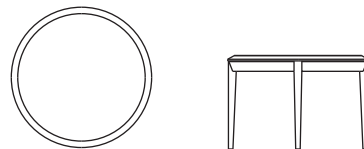


CAT06

Details as above.
Weight 38.

CAT06L *Common Area Table*

30"dia x 20"h



CAT06L

Details as above.
Weight 38.

* Standard laminates available from:

- Formica
- Nevamar
- Pionite
- Wilsonart

NOTE: Some selections may extend lead times

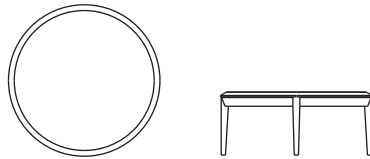
Model No.	Option	Carton	Clear	Medium Oak	Walnut	Boston Cherry	Natural Cherry
CAT05		29	501	501	501	501	501
CAT05L		33	511	511	511	511	511
CAT06		35	702	702	702	702	702
CAT06L		39	711	711	711	711	711



COMMON AREA TABLES

CAT07 Common Area Table

36" dia x 15"h

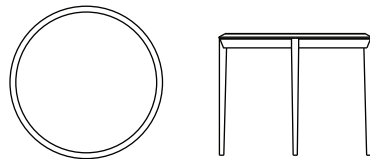


CAT07

Constructed of solid hardwood.
Tops with wood edgeband and high pressure laminate* insert.
Weight 40.

CAT07T Common Area Table

36" dia x 29½"h

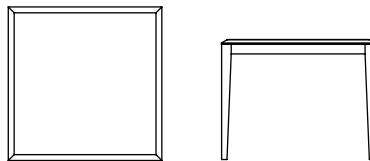


CAT07T

Details as above.
Weight 80.

CAT08T Common Area Table

36" x 36" x 29½"h




CAT08T

Details as above.
Weight 100.

CAT09T Common Area Table

36" x 72" x 29½"h



CAT09T

Details as above.
Weight 120.

* Standard laminates available from:
Formica
Nevamar
Pionite
Wilsonart

NOTE: Some selections may extend lead times

Model No.	Option	Carton	Clear	Medium Oak	Walnut	Boston Cherry	Natural Cherry
CAT07		41	803	803	803	803	803
CAT07T		58	867	867	867	867	867
CAT08T		58	1028	1028	1028	1028	1028
CAT09T		58	1336	1336	1336	1336	1336

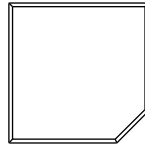


PUBLIC AREA SEATING TABLES

Note: A detailed furniture layout must be provided.

PASCT *Public Area Seating Corner Table*

28½"d x 28½"w x 16"h




PASCT

Constructed of solid hardwood.
Tops with wood edgeband and high pressure laminate* insert.
Weight 38.

PASET *Public Area Seating Connecting End Table*

23"d x 21½"w x 16"h


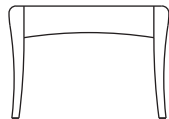


PASET

Details as above. Connects either left or right.
Weight 32.

PASFT *Public Area Seating Free Standing Table*

23"d x 23"w x 16"h




PASFT

Details as above.
Weight 32.

PASST *Public Area Seating Spanner Table*

22½"d x 20"w x 3¼"h


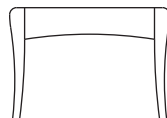


PASST

Details as above.
Weight 15.

PASFCT *Public Area Seating Coffee Table*

23"d x 42"w x 16"h



PASFCT

Details as above.
Weight 42.

* Standard laminates available from:

- Formica
- Nevamar
- Pionite
- Wilsonart

NOTE: Some selections may extend lead times

Prices below are for standard finishes.
Please specify when ordering: Clear, Medium Oak, Walnut, Boston Cherry or Natural Cherry.

Model No.	Carton	List Price
-----------	--------	------------

PASCT	17	773
-------	----	-----

PASET	17	369
-------	----	-----

PASFT	17	473
-------	----	-----

PASST	17	265
-------	----	-----

PASFCT	17	621
--------	----	-----

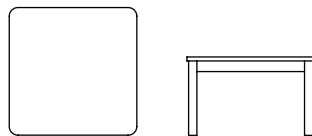
PUBLIC AREA SEATING
TABLES



GRADUATE TABLES

GCT01 Graduate Side Table

24" x 24" x 15"h

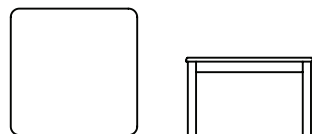


GCT01

Constructed of solid Beech square apron-style with rounded legs. HPL top with PVC edge. Weight 32.

GCT01S Graduate Side Table

24" x 24" x 15"h

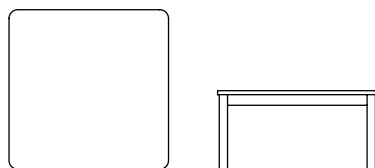


GCT01S

Constructed of solid Beech square apron-style with rounded legs. HPL top with internal edge band. Weight 32.

GCT02 Graduate Side Table

30" x 30" x 15"h

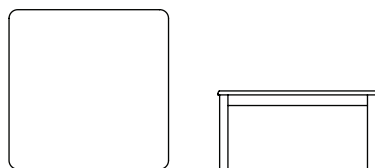


GCT02

Constructed of solid Beech square apron-style with rounded legs. HPL top with PVC edge. Weight 40.

GCT02S Graduate Side Table

30" x 30" x 15"h



GCT02S

Constructed of solid Beech square apron-style with rounded legs. HPL top with internal edge band. Weight 40.

GCT04 Graduate Coffee Table

24" x 48" x 15"h



GCT04

Constructed of solid Beech square apron-style with rounded legs. HPL top with PVC edge. Weight 65.

GCT04S Graduate Coffee Table

24" x 48" x 15"h



GCT04S

Constructed of solid Beech square apron-style with rounded legs. HPL top with internal edge band. Weight 65.

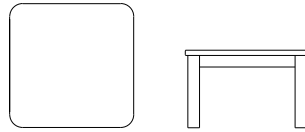
Model No.	Carton	Clear	Medium Oak	Walnut	Boston Cherry	Natural Cherry
GCT01	28	211	219	219	219	219
GCT01S	28	216	225	225	225	225
GCT02	28	262	271	271	271	271
GCT02S	28	284	292	292	292	292
GCT04	34	289	297	297	297	297
GCT04S	34	313	322	322	322	322



G R O T O N T A B L E S

GRT01 *Groton Table*

24"d x 24"w x 15"h



GRT01
STGRT01

Constructed of solid oak square apron-style with rounded legs. Planked top 1" thick with radiused corners.
Weight 32.

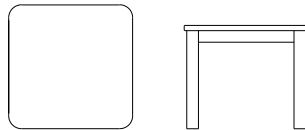
STGRT01 *Solid Surface Groton Table*

24"d x 24"w x 15"h

Details as above with acrylic resin top.
Weight 32.

GRT01L *Groton Table*

24"d x 24"w x 20"h



GRT01L
STGRT01L

Details as above.
Weight 34.

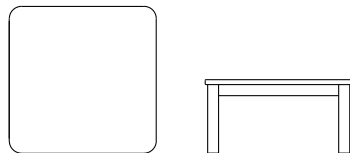
STGRT01L *Solid Surface Groton Table*

24"d x 24"w x 20"h

Details as above with acrylic resin top.
Weight 34.

GRT02 *Groton Table*

30"d x 30"w x 15"h



GRT02
STGRT02

Details as above.
Weight 40.

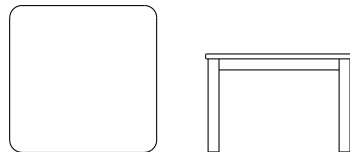
STGRT02 *Solid Surface Groton Table*

30"d x 30"w x 15"h

Details as above with acrylic resin top.
Weight 40.

GRT02L *Groton Table*

30"d x 30"w x 20"h



GRT02L
STGRT02L

Details as above.
Weight 42.

STGRT02L *Solid Surface Groton Table*

30"d x 30"w x 20"h

Details as above with acrylic resin top.
Weight 42.

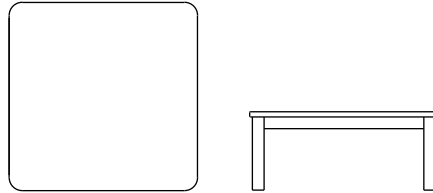
Model No.	Carton	Natural	Medium Oak	Walnut	Boston Cherry	Natural Cherry
GRT01	29	377	391	391	391	391
STGRT01	29	549	559	559	559	559
GRT01L	35	392	406	406	406	406
STGRT01L	35	578	595	595	595	595
GRT02	29	457	476	476	476	476
STGRT02	29	785	805	805	805	805
GRT02L	35	470	490	490	490	490
STGRT02L	35	822	838	838	838	838



G R O T O N T A B L E S

GRT03 *Groton Table*

36"d x 36"w x 15"h



GRT03
STGRT03

Constructed of solid oak square apron-style with rounded legs. Planked top 1" thick with radiused corners. Weight 62.

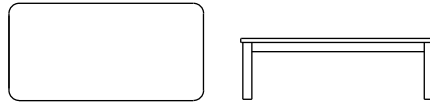
STGRT03 *Solid Surface Groton Table*

36"d x 36"w x 15"h

Details as above with acrylic resin top. Weight 62.

GRT04 *Groton Table*

48"d x 24"w x 15"h



GRT04
STGRT04

Constructed of solid oak rectangular apron-style with rounded legs. Planked top 1" thick with radiused corners. Weight 65.

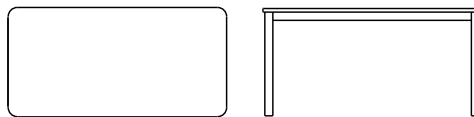
STGRT04 *Solid Surface Groton Table*

48"d x 24"w x 15"h

Details as above with acrylic resin top. Weight 65.

GRT05 *Groton Table*

60"d x 30"w x 29½"h



GRT05
STGRT05

Details as above. Weight 75.

STGRT05 *Solid Surface Groton Table*

60"d x 30"w x 29½"h

Details as above with acrylic resin top. Weight 75.

CHOOSE TOP COLOR:

- LIGHT GRAY (LG)**
- CHARCOAL GRAY (CG)**
- SAND TAUPE (ST)**
- MALACHITE GREEN (MG)**

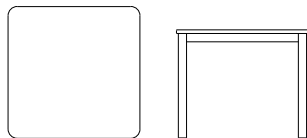
Model No.	Carton	Natural	Medium Oak	Walnut	Boston Cherry	Natural Cherry
GRT03	29	562	586	586	586	586
STGRT03	29	1013	1030	1030	1030	1030
GRT04	35	537	555	555	555	555
STGRT04	35	1201	1220	1220	1220	1220
GRT05	58	796	819	819	819	819
STGRT05	58	1833	1853	1853	1853	1853



G R O T O N T A B L E S

GRT06 *Groton Table*

36"d x 36"w x 29½"h



**GRT06
STGRT06**

Constructed of solid oak square apron-style with rounded legs. Planked top 1" thick. Weight 65.

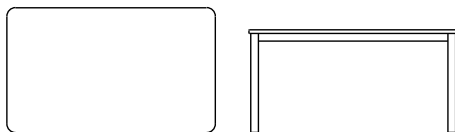
STGRT06 *Solid Surface Groton Table*

36"d x 36"w x 29½"h

Details as above with acrylic resin top. Weight 65.

GRT07 *Groton Table*

60"d x 36"w x 29½"h



**GRT07
STGRT07**

Constructed of solid oak rectangular apron-style with rounded legs. Planked top 1" thick with radiused corners. Weight 85.

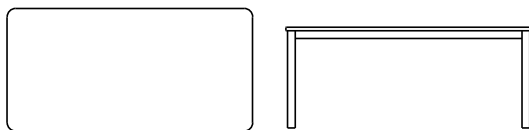
STGRT07 *Solid Surface Groton Table*

60"d x 36"w x 29½"h

Details as above with acrylic resin top. Weight 86.

GRT08 *Groton Table*

72"d x 36"w x 29½"h



**GRT08
STGRT08**

Details as above. Weight 95.

STGRT08 *Solid Surface Groton Table*

72"d x 36"w x 29½"h

Details as above with acrylic resin top. Weight 96.

CHOOSE TOP COLOR:

- LIGHT GRAY (LG)**
- CHARCOAL GRAY (CG)**
- SAND TAUPE (ST)**
- MALACHITE GREEN (MG)**

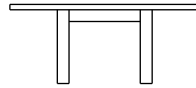

Model No.	Carton	Natural	Medium Oak	Walnut	Boston Cherry	Natural Cherry
GRT06	58	596	619	619	619	619
STGRT06	58	1095	1115	1115	1115	1115
GRT07	63	879	906	906	906	906
STGRT07	63	1966	1986	1986	1986	1986
GRT08	68	1040	1071	1071	1071	1071
STGRT08	68	2104	2125	2125	2125	2125



G R O T O N T A B L E S

GRT21 *Groton Table*
(available in 15"h
only)

36" Diameter x 15"h

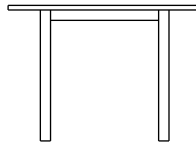



GRT21

Constructed of solid oak round apron-style with rounded legs. Planked top 1" thick, with radiused corners.
Weight 60.

GRT22 *Groton Table*

42" Diameter x 29½"h

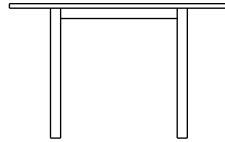



GRT22

Details as above.
Weight 70.

GRT23 *Groton Table*

48" Diameter x 29½"h



GRT23

Details as above.
Weight 85.

OPTIONS:

WHLCHRHT *Wheelchair Height*

31½" Height (allows 28¼" Clearance)

Model No.	Carton	Natural	Medium Oak	Walnut	Boston Cherry	Natural Cherry
GRT21	29	548	572	572	572	572
GRT22	35	723	746	746	746	746
GRT23	45	896	928	928	928	928
WHLCHRHT	17					

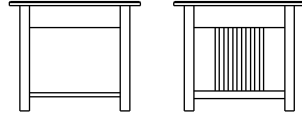


M I S S I O N T A B L E S

**NOTE: Prices are for Mission Oak finish only.
Minimum required for non-standard finish and will extend lead time.**

MST01L *Mission End Table*

24"d x 24"w x 20"h

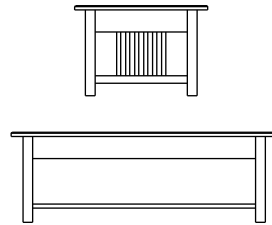


MST01L

Constructed of solid quarter-sawn oak. Doweled and glued joinery reinforced with metal-to-metal fastening hardware.
Weight 26.

MST04 *Mission Coffee Table*

24"d x 48"w x 16"h

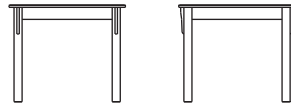


MST04

Constructed of solid quarter-sawn oak. Doweled and glued joinery reinforced with metal-to-metal fastening hardware.
Weight 51.

MST06 *Mission Table*

36"d x 36"w x 29½"h

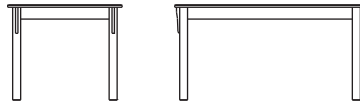


MST06

Constructed of solid quarter-sawn oak. Doweled and glued joinery reinforced with metal-to-metal fastening hardware.
Weight 65.

MST07 *Mission Table*

60"d x 36"w x 29½"h

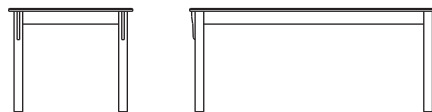


MST07

Details as above.
Weight 85.

MST08 *Mission Table*

72"d x 36"w x 29½"h



MST08

Details as above.
Weight 95.

*Prices below are for
Mission Oak finish only.*

*Minimum required for non-standard
finish and will extend lead time.*

Model No.	Option	Carton	List Price
MST01L		35	461
MST04		35	563
MST06		58	676
MST07		63	926
MST08		68	1122

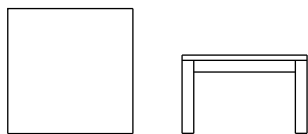
SOLID OAK
TABLES



PARSONS APRON TABLES

PA01 *Parsons Apron Table*

24"d x 24"w x 15"h



PA01
STPA01

Constructed of solid oak square apron-style.
Planked top 1" thick.
Weight 32.

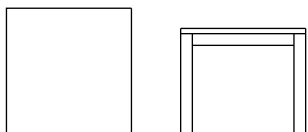
STPA01 *Solid Surface Parsons Apron Table*

24"d x 24"w x 15"h

Details as above with acrylic resin top.
Weight 32.

PA01L *Parsons Apron Table*

24"d x 24"w x 20"h



PA01L
STPA01L

Details as above.
Weight 34.

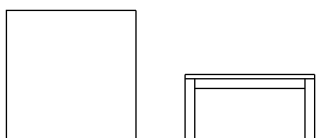
STPA01L *Solid Surface Parsons Apron Table*

24"d x 24"w x 20"h

Details as above with acrylic resin top.
Weight 34.

PA02 *Parsons Apron Table*

30"d x 30"w x 15"h



PA02
STPA02

Details as above.
Weight 40.

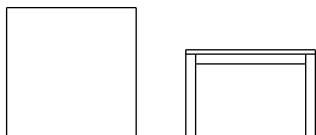
STPA02 *Solid Surface Parsons Apron Table*

30"d x 30"w x 15"h

Details as above with acrylic resin top.
Weight 40.

PA02L *Parsons Apron Table*

30"d x 30"w x 20"h



PA02L
STPA02L

Details as above.
Weight 42.

STPA02L *Solid Surface Parsons Apron Table*

30"d x 30"w x 20"h

Details as above with acrylic resin top.
Weight 42.

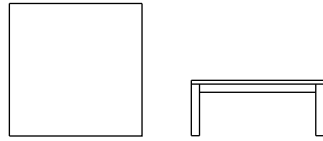
Model No.	Carton	Natural	Medium Oak	Walnut	Boston Cherry	Natural Cherry
PA01	29	335	348	348	348	348
STPA01	29	559	569	569	569	569
PA01L	35	349	363	363	363	363
STPA01L	35	578	595	595	595	595
PA02	29	415	432	432	432	432
STPA02	29	797	817	817	817	817
PA02L	35	428	448	448	448	448
STPA02L	35	808	825	825	825	825



PARSONS APRON TABLES

PA03 *Parsons Apron Table*

36"d x 36"w x 15"h



**PA03
STPA03**

Constructed of solid oak square apron-style.
Planked top 1" thick.
Weight 62.

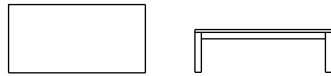
STPA03 *Solid Surface
Parsons Apron Table*

36"d x 36"w x 15"h

Details as above with acrylic resin top.
Weight 62.

PA04 *Parsons Apron Table*

48"d x 24"w x 15"h



**PA04
STPA04**

Constructed of solid oak rectangular apron-style.
Planked top 1" thick.
Weight 65.

STPA04 *Solid Surface
Parsons Apron Table*

48"d x 24"w x 15"h

Details as above with acrylic resin top.
Weight 65.

PA05 *Parsons Apron Table*

60"d x 30"w x 29½"h



**PA05
STPA05**

Details as above.
Weight 75.

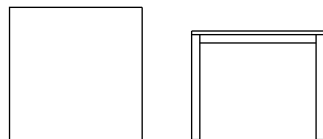
STPA05 *Solid Surface
Parsons Apron Table*

60"d x 30"w x 29½"h

Details as above with acrylic resin top.
Weight 75.

PA06 *Parsons Apron Table*

36"d x 36"w x 29½"h



**PA06
STPA06**

Constructed of solid oak square apron-style .
Planked top 1" thick.
Weight 65.

STPA06 *Solid Surface
Parsons Apron Table*

36"d x 36"w x 29½"h

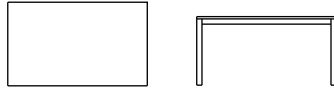
Details as above with acrylic resin top.
Weight 65.

Model No.	Carton	Natural	Medium Oak	Walnut	Boston Cherry	Natural Cherry
PA03	29	523	540	540	540	540
STPA03	29	950	967	967	967	967
PA04	35	501	518	518	518	518
STPA04	35	978	997	997	997	997
PA05	58	756	779	779	779	779
STPA05	58	1637	1657	1657	1657	1657
PA06	58	556	578	578	578	578
STPA06	58	1051	1071	1071	1071	1071

▶ PARSONS APRON TABLES

PA07 *Parsons Apron Table*

60"d x 36"w x 29½"h



**PA07
STPA07**

Constructed of solid oak rectangular apron-style.
Planked top 1" thick.
Weight 85.

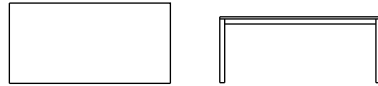
STPA07 *Solid Surface Parsons Apron Table*

60"d x 36"w x 29½"h

Details as above with acrylic resin top.
Weight 85.

PA08 *Parsons Apron Table*

72"d x 36"w x 29½"h



**PA08
STPA08**

Details as above.
Weight 95.

STPA08 *Solid Surface Parsons Apron Table*

72"d x 36"w x 29½"h

Details as above with acrylic resin top.
Weight 95.

CHOOSE TOP COLOR:

LIGHT GRAY (LG)
CHARCOAL GRAY (CG)
SAND TAUPE (ST)
MALACHITE GREEN (MG)

OPTIONS:

WHLCHRHT *Wheelchair Height*

31½" Height (allows 28¼" Clearance)

Model No.	Carton	Natural	Medium Oak	Walnut	Boston Cherry	Natural Cherry
PA07	63	819	847	847	847	847
STPA07	63	1928	1948	1948	1948	1948
PA08	68	972	1005	1005	1005	1005
STPA08	68	2067	2088	2088	2088	2088
WHLCHRHT	17					



P R O F I L E T A B L E S

PST01 *Profile Series Table*

24"d x 24"w x 15"h



PST01

Constructed of solid oak with oak veneer top.
Weight 30.

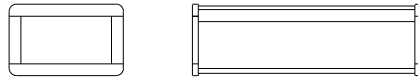
PST02 *Profile Series Table*

30"d x 30"w x 15"h

Details as above.
Weight 40.

PST03 *Profile Series Table*

48"d x 24"w x 15"h



PST03

Details as above.
Weight 50.

PST04 *Profile Series Table*

48"d x 30"w x 15"h

Details as above.
Weight 75.

Model No.	Carton	Natural	Medium Oak	Walnut	Boston Cherry	Natural Cherry
PST01	28	370	380	380	380	380
PST02	28	443	460	460	460	460
PST03	35	484	504	504	504	504
PST04	35	541	558	558	558	558

▶ U T I L I T Y T A B L E S

SAMPLE ORDER

Follow these 5 easy steps for ordering:

Example:

Step 1 : Select top size	24" x 30"	
Step 2 : Select edge detail. Fill in box with top code	FT <input type="text" value="E"/> 2430	374
Step 3a : Specify top manufacturer and color	Wilsonart / Solids / Platinum	
Step 3b : Specify edge color	Cherry	
Step 3c : For "A" or "E" tops note if radiused corners wanted.	Radiused? Yes	304
Step 4 : Select base and base finish. Fill in box with top code:	FB <input type="text" value="A"/> 2430F <input type="text" value="1"/>	53
Step 5 : Select options	Flip top mechanism	152
	30.5" high base	41
Table Assembly Total		924


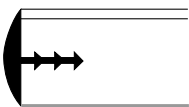
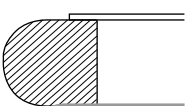

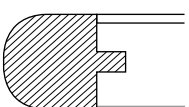

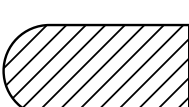
NOTES:

- **ALL TABLES SHIPPED CARTONED, READY TO ASSEMBLE**
- Customer to specify laminate manufacturer and color at time of order.
The following are standard laminates:
 - Formica: Solid Color Portfolio, Patterns, Formations, Woodgrains.
For sample chips, www.formica.com or call 800-FORMICA
 - Nevamar: Matrix, Solid, Patterns, Standard Woodgrains, Faux Bois (all textured finish).
For sample chips, www.nevamar.com or call 800-638-4380
 - Wilsonart: Solids, Woodgrains, Patterns
For sample chips, www.wilsonart.com or call 800-433-3222
 - Pionite: Solids, Woodgrains, Patterns
For sample chips, www.pionite.com or call 800-746-6483
- Newer wheelchairs fit under standard height (28" clearance) tables. However, customer should measure their wheelchairs and specify minimum clearance from floor to underside of table top.

UTILITY TABLES

UT2430X — 24" x 30" Tables

Step 1: Select Top Size (24 x 30)

Step 2: Select Edge Detail FT <input type="checkbox"/> 2430			Step 3: Specify Top Options		
Description		List Price	a. Top Color	b. Edge Color	c. Radius Corner (if any)
	A	261	See below	Same as top	4" radius, add: Add \$28 (list)
	Self Edge	1.25"			
	B	261	See below	Black, Fog, Navy, Rose, Teal, Almond, Red	Standard 3" radius (No additional charge)
	Vinyl Bullnose	1.25"			
	C	397	See below	Natural, Cherry, Whitewash	Eased corners standard (no additional charge)
	Bullnose/Step	1.25" x 1.25"			
	D	397	See below	Natural, Cherry, Whitewash	Radius not available (Not applicable)
	Wood Reveal	.25" x 1.25"			
	E	751	See below	Natural, Cherry, Whitewash	3" radius, add: Add \$416 (list)
	Bullnose/Flush	1.25" x 1.25"			
	F	NA	See below	Black, Bordeaux, Navy,	Standard 1" radius (No additional charge)
	Raised Lip	1.75" x 1.25"			
	BB	NA	Any Adden finish: Natural Oak, Medium Oak, Boston Cherry and Natural Cherry		3" radius, add: Add \$93 (list)
	Maple/Ash B-Block	1.75"			

NOTES:

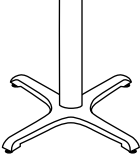
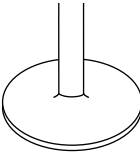
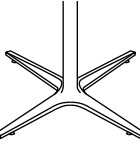
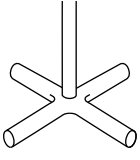
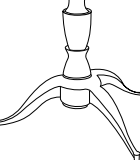
The following laminates are offered as standard:

- Formica: Solid Color (matte), Patterns, Formations, Woodgrains.
- Nevamar: Matrix, Solids, Patterns, Standard Woodgrains, Faux Bois (all textured finish).
- Wilsonart: Solids, Woodgrains, Patterns.
- Pionite: Solids, Woodgrains, Patterns.

UT2430X — 24" x 30" Tables

**Step 4:
Select Base Style and Base Finish**

FB 2430F

	Description	Finish	List Price
	A	Grade 1	190
		Grade 2	325
	Leg Base	Grade 4	655
	B	Grade 1	251
		Grade 2	286
Disc	Grade 4	561	
	C	Grade 1	221
		Grade 2	239
Point Leg	Grade 4	445	
	D	Grade 1	328
		Grade 2	348
Round Leg	Grade 4	471	
	E	Grade 1	447
		Grade 2	462
Queen Anne	Grade 4	850	

**Step 5:
Specify Base Options**

Note:

Overall height of bases, except "Leg Base" is 28.5"
"Leg Base" overall height is 28"

Options:

Adjustable height	707
Flip Top mechanism	283
Non-standard height base (Not available on Queen Anne)	59
Queen Anne wheelchair height base (30.5" overall)	Grade 1 701
	Grade 2 729
	Grade 4 1306

Finishes:

Grade 1: Black Wrinkle


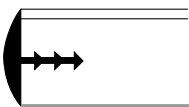
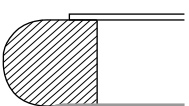

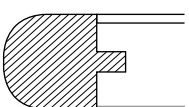

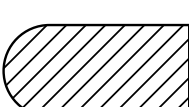
Grade 2: Brown Wrinkle, Cordovan, and Navy

Grade 4: Polished Chrome and Verdigris

UTILITY TABLES

UT3030X — 30" x 30" Tables

Step 1: Select Top Size (30 x 30)

Step 2: Select Edge Detail FT <input type="checkbox"/> 3030			Step 3: Specify Top Options		
Description		List Price	a. Top Color	b. Edge Color	c. Radius Corner (if any)
	A	266	See below	Same as top	4" radius, add: Add \$28 (list)
	Self Edge	1.25"			
	B	266	See below	Black, Fog, Navy, Rose, Teal, Almond, Red	Standard 3" radius (No additional charge)
	Vinyl Bullnose	1.25"			
	C	533	See below	Natural, Cherry, Whitewash	Eased corners standard (no additional charge)
	Bullnose/Step	1.25" x 1.25"			
	D	533	See below	Natural, Cherry, Whitewash	Radius not available (Not applicable)
	Wood Reveal	.25" x 1.25"			
	E	824	See below	Natural, Cherry, Whitewash	3" radius, add: Add \$416 (list)
	Bullnose/Flush	1.25" x 1.25"			
	F	NA	See below	Black, Bordeaux, Navy,	Standard 1" radius (No additional charge)
	Raised Lip	1.75" x 1.25"			
	BB	1056	Any Adden finish: Natural Oak, Medium Oak, Boston Cherry and Natural Cherry		3" radius, add: Add \$93 (list)
	Maple/Ash B-Block	1.75"			

NOTES:

The following laminates are offered as standard:

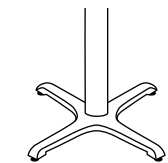
- Formica: Solid Color (matte), Patterns, Formations, Woodgrains.
- Nevamar: Matrix, Solids, Patterns, Standard Woodgrains, Faux Bois (all textured finish).
- Wilsonart: Solids, Woodgrains, Patterns.
- Pionite: Solids, Woodgrains, Patterns.

UT3030X — 30" x 30" Tables

**Step 4:
Select Base Style and Base Finish**

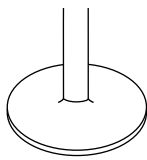
FB 3030F

Description Finish List Price



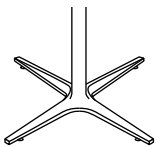
A	Grade 1	190
	Grade 2	325

Leg Base Grade 4 655



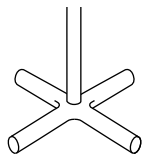
B	Grade 1	251
	Grade 2	286

Disc Grade 4 561



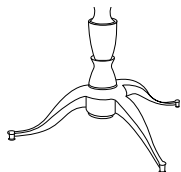
C	Grade 1	221
	Grade 2	239

Point Leg Grade 4 445



D	Grade 1	328
	Grade 2	348

Round Leg Grade 4 471



E	Grade 1	447
	Grade 2	462

Queen Anne Grade 4 850

**Step 5:
Specify Base Options**

Note:

Overall height of bases, except "Leg Base" is 28.5"
"Leg Base" overall height is 28"

Options:

Adjustable height	707
Flip Top mechanism	283
Non-standard height base (Not available on Queen Anne)	59
Queen Anne wheelchair height base (30.5" overall)	Grade 1 701
	Grade 2 729
	Grade 4 1306

Finishes:

Grade 1: Black Wrinkle


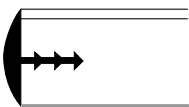
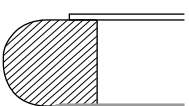

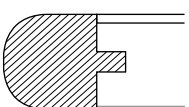

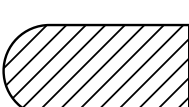
Grade 2: Brown Wrinkle, Cordovan, and Navy

Grade 4: Polished Chrome and Verdigris

UTILITY TABLES

UT3636X — 36" x 36" Tables

Step 1: Select Top Size (36 x 36)

Step 2: Select Edge Detail FT <input type="checkbox"/> 3636			Step 3: Specify Top Options		
Description		List Price	a. Top Color	b. Edge Color	c. Radius Corner (if any)
	A	355	See below	Same as top	4" radius, add: Add \$28 (list)
	Self Edge	1.25"			
	B	355	See below	Black, Fog, Navy, Rose, Teal, Almond, Red	Standard 3" radius (No additional charge)
	Vinyl Bullnose	1.25"			
	C	633	See below	Natural, Cherry, Whitewash	Eased corners standard (no additional charge)
	Bullnose/Step	1.25" x 1.25"			
	D	640	See below	Natural, Cherry, Whitewash	Radius not available (Not applicable)
	Wood Reveal	.25" x 1.25"			
	E	1013	See below	Natural, Cherry, Whitewash	3" radius, add: Add \$416 (list)
	Bullnose/Flush	1.25" x 1.25"			
	F	1209	See below	Black, Bordeaux, Navy,	Standard 1" radius (No additional charge)
	Raised Lip	1.75" x 1.25"			
	BB	1373	Any Adden finish: Natural Oak, Medium Oak, Boston Cherry and Natural Cherry		3" radius, add: Add \$93 (list)
	Maple/Ash B-Block	1.75"			

NOTES:

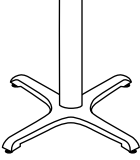
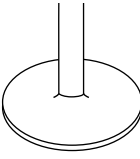
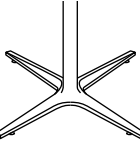
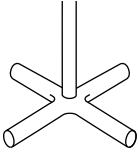
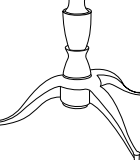
The following laminates are offered as standard:

- Formica: Solid Color (matte), Patterns, Formations, Woodgrains.
- Nevamar: Matrix, Solids, Patterns, Standard Woodgrains, Faux Bois (all textured finish).
- Wilsonart: Solids, Woodgrains, Patterns.
- Pionite: Solids, Woodgrains, Patterns.

UT3636X — 36" x 36" Tables

**Step 4:
Select Base Style and Base Finish**

FB 3636F

	Description	Finish	List Price
	A	Grade 1	266
		Grade 2	352
	Leg Base	Grade 4	612
	B	Grade 1	330
		Grade 2	362
	Disc	Grade 4	598
	C	Grade 1	271
		Grade 2	288
	Point Leg	Grade 4	502
	D	Grade 1	412
		Grade 2	429
	Round Leg	Grade 4	580
	E	Grade 1	578
		Grade 2	604
	Queen Anne	Grade 4	1187

**Step 5:
Specify Base Options**

Note:

Overall height of bases, except "Leg Base" is 28.5"
"Leg Base" overall height is 28"

Options:

Adjustable height	707
Flip Top mechanism	283
Non-standard height base (Not available on Queen Anne)	59
Queen Anne wheelchair height base (30.5" overall)	Grade 1 701
	Grade 2 729
	Grade 4 1306

Finishes:

Grade 1: Black Wrinkle


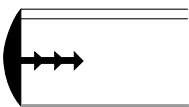
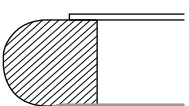

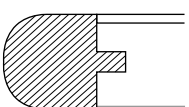

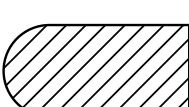
Grade 2: Brown Wrinkle, Cordovan, and Navy

Grade 4: Polished Chrome and Verdigris

UTILITY TABLES

UT36RDX — 36" Round Tables

Step 1: Select Top Size (36" diameter)

Step 2: Select Edge Detail FT <input type="checkbox"/> 36RD			Step 3: Specify Top Options		
Description		List Price	a. Top Color	b. Edge Color	c. Radius Corner (if any)
	A	398	See below	Same as top	4" radius, add: Add \$28 (list)
	Self Edge	1.25"			
	B	398	See below	Black, Fog, Navy, Rose, Teal, Almond, Red	Standard 3" radius (No additional charge)
	Vinyl Bullnose	1.25"			
	C	949	See below	Natural, Cherry, Whitewash	Eased corners standard (no additional charge)
	Bullnose/Step	1.25" x 1.25"			
	D	949	See below	Natural, Cherry, Whitewash	Radius not available (Not applicable)
	Wood Reveal	.25" x 1.25"			
	E	1644	See below	Natural, Cherry, Whitewash	3" radius, add: Add \$416 (list)
	Bullnose/Flush	1.25" x 1.25"			
	F	1364	See below	Black, Bordeaux, Navy,	Standard 1" radius (No additional charge)
	Raised Lip	1.75" x 1.25"			
	BB	1483	Any Adden finish: Natural Oak, Medium Oak, Boston Cherry and Natural Cherry		3" radius, add: Add \$93 (list)
	Maple/Ash B-Block	1.75"			

NOTES:

The following laminates are offered as standard:

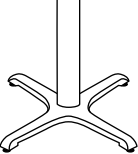
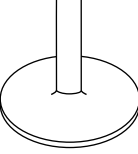
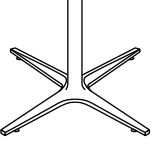
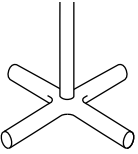
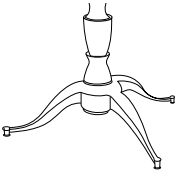
- Formica Solid Color (matte), Patterns, Formations, Woodgrains.
- Nevamar: Matrix, Solids, Patterns, Standard Woodgrains, Faux Bois (all textured finish).
- Wilsonart: Solids, Woodgrains, Patterns.
- Pionite: Solids, Woodgrains, Patterns.

UT36RDX — 36" Round Tables

**Step 4:
Select Base Style and Base Finish**

FB 36RDF

Description Finish List Price

	A	Grade 1	226
		Grade 2	352
	B	Grade 1	318
		Grade 2	345
	C	Grade 1	271
		Grade 2	288
	D	Grade 1	412
		Grade 2	429
	E	Grade 1	578
		Grade 2	604
	Leg Base	Grade 4	612
	Disc	Grade 4	598
	Point Leg	Grade 4	502
	Round Leg	Grade 4	580
	Queen Anne	Grade 4	1187

**Step 5:
Specify Base Options**

Note:

Overall height of bases, except "Leg Base" is 28.5"
"Leg Base" overall height is 28"

Options:

Adjustable height	707
Flip Top mechanism	283
Non-standard height base (Not available on Queen Anne)	59
Queen Anne wheelchair height base (30.5" overall)	Grade 1 701
	Grade 2 729
	Grade 4 1306

Finishes:

Grade 1: Black Wrinkle


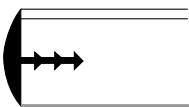
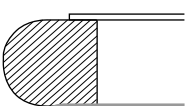

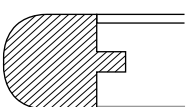

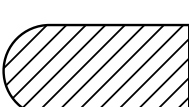
Grade 2: Brown Wrinkle, Cordovan, and Navy

Grade 4: Polished Chrome and Verdigris

UTILITY TABLES

UT4242X — 42" x 42" Tables

Step 1: Select Top Size (42 x 42)

Step 2: Select Edge Detail FT <input type="checkbox"/> 4242			Step 3: Specify Top Options		
Description		List Price	a. Top Color	b. Edge Color	c. Radius Corner (if any)
	A	517	See below	Same as top	4" radius, add: Add \$28 (list)
	Self Edge	1.25"			
	B	517	See below	Black, Fog, Navy, Rose, Teal, Almond, Red	Standard 3" radius (No additional charge)
	Vinyl Bullnose	1.25"			
	C	713	See below	Natural, Cherry, Whitewash	Eased corners standard (no additional charge)
	Bullnose/Step	1.25" x 1.25"			
	D	713	See below	Natural, Cherry, Whitewash	Radius not available (Not applicable)
	Wood Reveal	.25" x 1.25"			
	E	1207	See below	Natural, Cherry, Whitewash	3" radius, add: Add \$416 (list)
	Bullnose/Flush	1.25" x 1.25"			
	F	1435	See below	Black, Bordeaux, Navy,	Standard 1" radius (No additional charge)
	Raised Lip	1.75" x 1.25"			
	BB	1867	Any Adden finish: Natural Oak, Medium Oak, Boston Cherry and Natural Cherry		3" radius, add: Add \$93 (list)
	Maple/Ash B-Block	1.75"			

NOTES:

The following laminates are offered as standard:

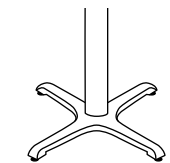
- Formica: Solid Color (matte), Patterns, Formations, Woodgrains.
- Nevamar: Matrix, Solids, Patterns, Standard Woodgrains, Faux Bois (all textured finish).
- Wilsonart: Solids, Woodgrains, Patterns.
- Pionite: Solids, Woodgrains, Patterns.

UT4242X — 42" x 42" Tables

**Step 4:
Select Base Style and Base Finish**

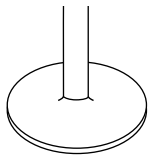
FB 4242F

Description Finish List Price



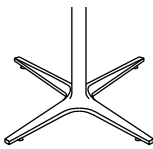
A	Grade 1	350
	Grade 2	442

Leg Base	Grade 4	921
-----------------	---------	-----



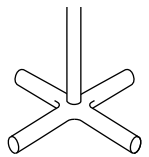
B	Grade 1	601
	Grade 2	638

Disc	Grade 4	1100
-------------	---------	------



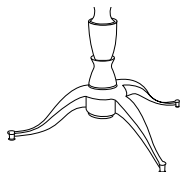
C	Grade 1	271
	Grade 2	288

Point Leg	Grade 4	502
------------------	---------	-----



D	Grade 1	631
	Grade 2	661

Round Leg	Grade 4	849
------------------	---------	-----



E	Grade 1	578
	Grade 2	604

Queen Anne	Grade 4	1187
-------------------	---------	------

**Step 5:
Specify Base Options**

Note:

Overall height of bases, except "Leg Base" is 28.5"
"Leg Base" overall height is 28"

Options:

Adjustable height		707
Flip Top mechanism		283
Non-standard height base (Not available on Queen Anne)		59
Queen Anne wheelchair height base (30.5" overall)	Grade 1	701
	Grade 2	729
	Grade 4	1306

Finishes:

Grade 1: Black Wrinkle


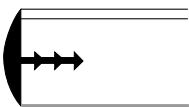
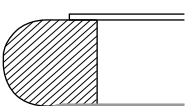

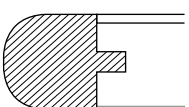

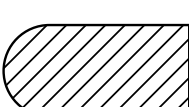
Grade 2: Brown Wrinkle, Cordovan, and Navy

Grade 4: Polished Chrome and Verdigris

UTILITY TABLES

UT42RDX — 42" Round Tables

Step 1: Select Top Size (42" diameter)

Step 2: Select Edge Detail FT <input type="checkbox"/> 42RD			Step 3: Specify Top Options		
Description		List Price	a. Top Color	b. Edge Color	c. Radius Corner (if any)
	A	559	See below	Same as top	4" radius, add: Add \$28 (list)
	Self Edge	1.25"			
	B	559	See below	Black, Fog, Navy, Rose, Teal, Almond, Red	Standard 3" radius (No additional charge)
	Vinyl Bullnose	1.25"			
	C	1073	See below	Natural, Cherry, Whitewash	Eased corners standard (no additional charge)
	Bullnose/Step	1.25" x 1.25"			
	D	1073	See below	Natural, Cherry, Whitewash	Radius not available (Not applicable)
	Wood Reveal	.25" x 1.25"			
	E	1816	See below	Natural, Cherry, Whitewash	3" radius, add: Add \$416 (list)
	Bullnose/Flush	1.25" x 1.25"			
	F	1482	See below	Black, Bordeaux, Navy,	Standard 1" radius (No additional charge)
	Raised Lip	1.75" x 1.25"			
	BB	1929	Any Adden finish: Natural Oak, Medium Oak, Boston Cherry and Natural Cherry		3" radius, add: Add \$93 (list)
	Maple/Ash B-Block	1.75"			

NOTES:

The following laminates are offered as standard:

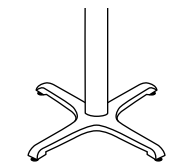
- Formica: Solid Color (matte), Patterns, Formations, Woodgrains.
- Nevamar: Matrix, Solids, Patterns, Standard Woodgrains, Faux Bois (all textured finish).
- Wilsonart: Solids, Woodgrains, Patterns.
- Pionite: Solids, Woodgrains, Patterns.

UT42RDX — 42" Round Tables

**Step 4:
Select Base Style and Base Finish**

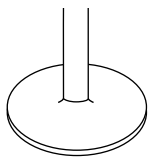
FB 42RDF

Description Finish List Price



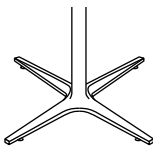
A	Grade 1	286
	Grade 2	411

Leg Base Grade 4 680



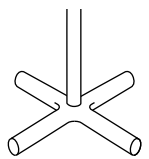
B	Grade 1	601
	Grade 2	638

Disc Grade 4 1100



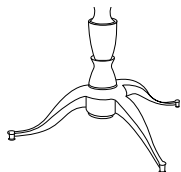
C	Grade 1	271
	Grade 2	288

Point Leg Grade 4 502



D	Grade 1	412
	Grade 2	429

Round Leg Grade 4 580



E	Grade 1	578
	Grade 2	604

Queen Anne Grade 4 1187

**Step 5:
Specify Base Options**

Note:

Overall height of bases, except "Leg Base" is 28.5"
"Leg Base" overall height is 28"

Options:

Adjustable height	707
Flip Top mechanism	283
Non-standard height base (Not available on Queen Anne)	59
Queen Anne wheelchair height base (30.5" overall)	Grade 1 701
	Grade 2 729
	Grade 4 1306

Finishes:

Grade 1: Black Wrinkle

Grade 2: Brown Wrinkle, Cordovan, and Navy

Grade 4: Polished Chrome and Verdigris

U
T
I
L
I
T
Y
T
A
B
L
E
S



I N D E X

Model / Page No.	Model / Page No.	Model / Page No.	Model / Page No.
BSF3680P 90	CHS36UBS 192	HBC4GE 86	LS417AW 190
BSF3875BS 90	GC01S 60	HBC4GEY 86	LS417US 190
BSF3875P 90	GC03 60	HBC4GMB 86	LS47 188
BSF3880P 90	GC04 60	HBC4GMYB 86	
BSF5475P 90	GC05 64	HBRCD301 86	MC01S 68
BSF5480P 90	GC07LG22TRK 66	HBRCD501 86	MC03 68
BSF6080P 90	GC07LLTRK 66	HFBLM 88	MC04WD 68
BSF5475BS 90	GC07LSTRK 66	HBRCD930 86	MC05 70
	GC07TRK 66		MC07LG22TRK 74
CAT01 216	GC09DT24 64	LS01 170	MC07LLTRK 74
CAT01L 216	GC09DT36 64	LS01HD 172	MC07LSTRK 74
CAT02 216	GC10 62	LS01HDUBS 172	MC07TRK 74
CAT02L 216	GC103 62	LS01HDUS 172	MC09DT24 72
CAT04 216	GC10TV 62	LS01UB 170	MC09DT36 72
CAT05 218		LS01UBS 170	MC10 70
CAT05L 218	GCT01 224	LS01US 170	MC103 70
CAT06 218	GCT01S 224		
CAT06L 218	GCT02 224	LS15 186	MM101 134
CAT07 220	GCT02S 224	LS15AW 186	MM102 134
CAT07T 220	GCT04 224	LS15US 186	MM103 134
CAT08T 220	GCT04S 224	LS16 186	MM301 134
CAT09T 220		LS16AW 186	
	GRT01 226	LS16US 188	MS101 136
CHS11 128	GRT01L 226	LS17 188	MS101V 136
	GRT02 226	LS17AW 188	MS102 136
CHS21 128	GRT02L 226	LS17US 188	MS102V 136
CHS24 128	GRT03 228		MS103 136
CHS31 126	GRT04 228	LS241 174	MS103V 136
CHS31US 126	GRT05 228	LS242 174	MS281 130
	GRT06 230	LS248 174	MS281US 130
CHS34 126	GRT07 230	LS249 174	MS282 128
CHS34US 126	GRT08 230		MS282US 128
	GRT21 232	LS282 148	MST01L 234
CHS36 192	GRT22 232	LS412 148	MST04 234
CHS36US 192	GRT23 232	LS417 190	MST06 234

Model / Page No.	Model / Page No.	Model / Page No.	Model / Page No.
MST07 234	OS202N/AI 142	PC881 148	RC01S 80
MST08 234	OS203F 144	PLC02 56	RC02 80
	OS203F/AI 144	PLC02/1D 56	RC03 80
MTF3675BS 90	OS203H 144	PLC03 58	RC03W 80
MTF3675P 90	OS203H/AI 144	PLC04 58	RC04 82
MTF3675S 90	OS203N 146	PLC101 58	RC04/4D 82
MTF3680BS 90	OS203N/AI 146	PLC103 58	RC05 82
MTF3680S 90	OS204F 146	PLC80 56	RC05NP42 82
MTF3680P 90	OS204F/AI 146	PLCBE15 58	RC05/2DP 82
MTF3680PSY 90		PLCBE26 58	RC09 84
MTF3875BS 92	OS301 138		RC09DT24 84
MTF3875P 92		PR01 154	RC09DT36 84
MTF3880P 92	PA01 236	PR01V 154	RC10TV 84
MTF5475BS 92	PA01L 236	PR02 154	
MTF5475P 92	PA02 236	PR02V 154	RM01 24
MTF5480P 92	PA02L 236	PR03 154	RM01S 24
MTF6080P 92	PA03 238	PR03V 154	RM02 24
MTBSF3680P 92	PA04 238		RM02/1D 24
MTBSF3875P 92	PA05 238	PSA01/3/SD 18	RM02LG2 24
MTBSF3880P 92	PA06 238	PSA01S 18	
MTBSF5475P 92	PA07 240	PSA02S/DP 18	RM03 28
MTBSF5480P 92	PA08 240	PSA08LEFT 22	RM03D2 28
MTBSF6080P 92		PSA08ND 22	RM03W 28
	PAS01 156	PSA08RIGHT 22	RM04 28
OB133B 88	PAS02 156	PSA111 20	RM04/2A2 28
OB133VB 88	PAS03 156	PSA113 20	RM04/4D 28
	PASCT 222	PSA114 20	RM04W 28
OS201 140	PASET 222		RM04WD 28
OS201/AI 140	PASFCT 222	PST01 242	RM05 30
OS202F 140	PASFT 222	PST02 242	RM05/2DP 30
OS202F/AI 140	PASST 222	PST03 242	RM05NP36 30
OS202H 142		PST04 242	RM05NP42 30
OS202H/AI 142	PC402 148		RM05NP48 30
OS202N 142	PC801 148		RM05W 30



I N D E X

Model / Page No.	Model / Page No.	Model / Page No.	Model / Page No.
RM05W/WAS 30	RM12 26	RMB339 16	RS01 166
RM06 30		RMB354 16	RS01V 166
RM07 32	RM18 36		RS02 166
RM07HLK 32	RM18HB 40	RMB39 38	RS02V 166
RM07LG2 32		RMB39HB 40	RS03 166
RM07LG22 32	RM22/66 48	RMB54 38	RS03V 166
RM07LG22HLK 32	RM24/18 48	RMB54HB 40	RSRC01 168
RM07LG22TRK 34	RM24/36 48	RMB60 38	RSRC02 168
RM07LL 32		RMB60HB 40	RSRC03 168
RM07LLHLK 34	RM26 38		
RM07LLTRK 34	RM28 38	RMLG22LOFT 52	SC01S 76
RM07LS 34		RMLG2LOFT 50	SC03 76
RM07LSHLK 34	RM301S 10	RMLLOWLOFT 54	SC04 76
RM07LSTRK 36	RM303D2 10		SC05 78
RM07SR 34	RM303W 10	RN101 158	SC09DT24 78
RM07TRK 34	RM305 12	RN101/AI 158	
RM08 36	RM308LEFT 14	RN102F 158	SF111 120
RM08ND 36	RM308RIGHT 14	RN102F/AI 158	SF111V 120
	RM309DT24 12	RN102H 160	SF112 120
RM09 40	RM309DT36 12	RN102H/AI 160	SF112V 120
RM09DT24 42	RM310 12	RN102N 160	SF113 120
RM09DT24N 42	RM3103 12	RN102N/AI 160	SF113V 120
RM09DT24W 44	RM320 10	RN103F 162	
RM09DT36 42	RM378(36) 14	RN103F/AI 162	SF211 96
RM09DT36N 42	RM378(36)2DSS 16	RN103H 162	SF211V 96
RM09DT36W 44	RM378(54) 14	RN103H/AI 162	SF212 96
RM09DT49 42	RM378(54)2DSS 16	RN103N 164	SF212V 96
RM09DT49W 44	RM378(60) 14	RN103N/AI 164	SF213 96
RM09W 40	RM380 10	RN104F 164	SF213V 96
		RN104F/AI 164	
RM10 46	RM701/24 40		SF25 122
RM10TV 46	RM701/30 40	ROC01 150	
RM102 46	RM72 48	ROC01SP 150	SF3101 116
RM103 46	RM72LG2 48	ROC05 150	SF3101UAP 116
	RM78 48	ROC07 152	SF3102 116

Model / Page No.	Model / Page No.	Model / Page No.	Model / Page No.
SF3102UAP 116	SF801 106	SG596 206	STPA05 238
SF3103 118	SF802 106	SG597 206	STPA06 238
SF3103UAP 118	SF803 106	SG600 212	STPA07 240
	SF805 106	SG619 198	STPA08 240
SF33 122	SF8101 132	SG620 198	
	SF8102 132	SG621 198	UT2430X 246
SF4101 100	SF8103 132		UT3030X 248
SF4101N 100		SM101 176	UT3636X 250
SF4101NT 100	SF901 110	SM101N 176	UT36RDX 252
SF4102 102	SF902 110	SM101HB 178	UT4242X 254
SF4102N 102	SF903 110	SM102 180	UT42RDX 256
SF4103 104		SM102NI 180	
SF4103N 104	SG466 194	SM103 182	
	SG467 194	SM103NI 182	
SF501 114	SG469 196	SM301 184	
SF502 114	SG513 200		
SF503 114	SG514 200	SMET 184	
	SG524 196	SMST 184	
SF5101 94	SG526 196		
SF5101T 94	SG527 210	STGRT01 226	
SF5102 94	SG528 210	STGRT01L 226	
SF5103 94	SG529 194	STGRT02 226	
	SG535 210	STGRT02L 226	
SF601 112	SG553 206	STGRT03 228	
SF602 112	SG555 208	STGRT04 228	
SF603 112	SG567 212	STGRT05 228	
	SG568 212	STGRT06 230	
SF6101 108	SG580 206	STGRT07 230	
SF6102 108	SG586 202	STGRT08 230	
SF6103 108	SG587 204	STPA01 236	
	SG588 202	STPA01L 236	
SF7101 124	SG589 204	STPA02 236	
SF7102 124	SG590 202	STPA02L 236	
SF7103 124	SG591 204	STPA03 238	
	SG595 206	STPA04 238	