



PLC02



PLC02/1D



PLC02DP




PLC80



PLC101

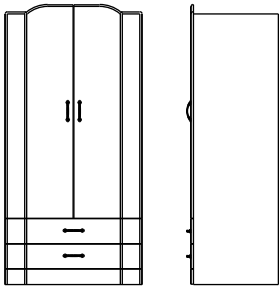


PLC103

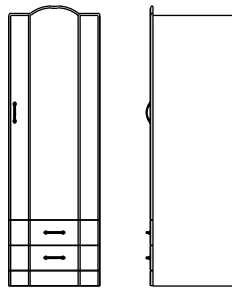


PLCBE15/PLCBE26

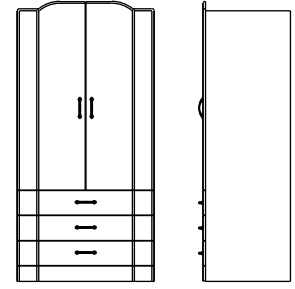
Constructed of shaped panel substrates, thermally-fused with a polymer surface and assembled with advanced metal-to-metal fastening hardware. Dry construction panel assembly allows field replacement of components if necessary. Seamless polymer surfaces are resistant to moisture penetration, formation of harmful bacteria and deterioration from harsh disinfectants.



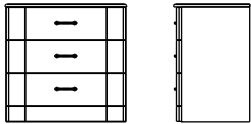
PLC02 Two-Door, Two-Drawer Wardrobe
23.5"d x 36"w x 73.5"h



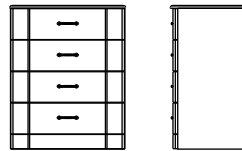
PLC02/1D One-Door, Two-Drawer Wardrobe
23.5"d x 24"w x 73.5"h



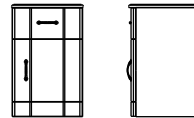
PLC80 TV/VCR Armoire
23.5"d x 36"w x 73.5"h



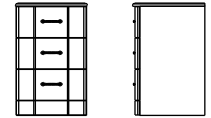
PLC03 Three-Drawer Chest
19"d x 30"w x 29.5"h



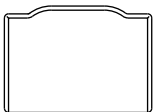
PLC04 Four-Drawer Chest
19"d x 30.5"w x 38"h



PLC101 One-Door, One-Drawer
Bedside Cabinet
19"d x 19"w x 29.5"h



PLC103 Three-Drawer
Bedside Cabinet
19"d x 19"w x 29.5"h



PLCBE26 Bed End Panel
1"d x 36"w x 26"h



PLCBE15 Bed End Panel
1"d x 36"w x 15"h

OPTIONS:

- Plastic Drawer Liner (Bedside Cabinets)
- Suspended Toiletry Tray (Bedside Cabinets)
- Lock for Doors and Top Drawer
- Center Divider Panel (Two-Door Wardrobe)

Natural Oak, Natural Maple, Natural Cherry and Boston Cherry

Other finishes may be made available upon request
Coordinating Side and Arm Chairs available