



ROC07



LS412



PC402



PC801



MM301




OS301



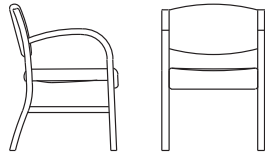
SM301

Constructed of solid hardwood frames, cushions feature high density foam over sinuous wire springs. Wide, contoured arm rests provide supportive transitions into and out of chairs. Discreet pass-through between seat and back allows for easy maintenance. Available with Bio-based foam and Eco-friendly fabrics.

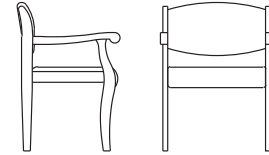
PATIENT CHAIRS




PC402 Newport Chair
25.5"d x 23.5"w x 45"h
25.5" arm ht 17.5" seat ht



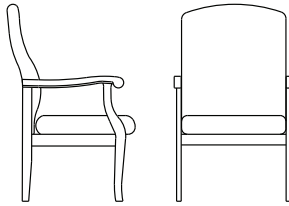
LS412 Newport Arm Chair
25"d x 20"w x 31"h
25.5" arm ht 17.5" seat ht




LS282 Cambridge Arm Chair
22"d x 22"w x 32"h
25.25" arm ht 18" seat ht




PC801 Cambridge Camelback Chair
28"d x 22.5"w x 42"h
27" arm ht 18" seat ht



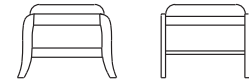
PC881 Cambridge Chair
28"d x 22.5"w x 42"h
27" arm ht 18" seat ht



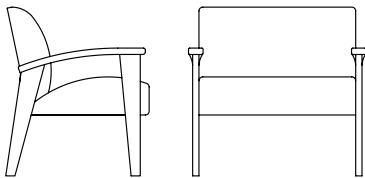
ROC01 Stable Base Rocker
28"d x 26"w x 45"h
27" arm ht 17" seat ht




ROC07 Sunday Rocker
24.5"d x 23.5"w x 43.75"h
27" arm ht 17" seat ht




ROC05 Ottoman
19.5"d x 19"w x 15"h



MM301 Marco Public Area Seating
Bariatric Chair
28"d x 35"w x 33.25"h
25.25" arm ht 19.5" seat ht



OS301 Orsay Bariatric Chair
29"d x 37"w x 30.5"h
26" arm ht 17" seat ht



SM301 Somerset Public Area
Seating Bariatric Chair
27" d x 35"w x 32.75"h
25.5" arm ht 19" seat ht

OPTIONS:

- Cal 133 compliance
- Moisture barrier for both seat/back
- Rocker seat and/or back cushion
- Rocker Motion Lock Mechanism (ROC01 only)

Coordinating Patient Room Furniture available

 addenfurniture.com