



SF4001



SF4001

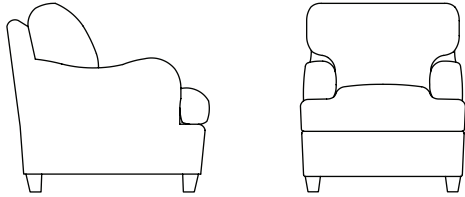


SF4002



SF4003

Solid hardwood and hardwood ply CNC puzzle cut interior frames. Removable/secure seat cushions feature high resiliency, institutional quality foam over arched tempered sinuous springs. Attached back cushions. Available with Bio-based foam and Eco-friendly fabrics.

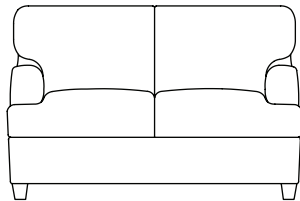


**SF4001** Newton Chair  
 32.5"d x 30.25"w x 34.5"h  
 24.5" arm ht 19" seat ht

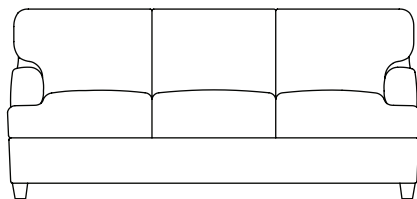
**OPTIONS:**

- CAL 133 compliance
- Moisture Barrier  
 (for seat/back units(s) and sides)

Coordinating wood and solid surface tables available



**SF4002** Newton Two-Seat Sofa  
 32.5"d x 52.5"w x 34.5"h  
 24.5" arm ht 19" seat ht



**SF4003** Newton Three-Seat Sofa  
 32.5"d x 75"w x 34.5"h  
 24.5" arm ht 19" seat ht