



MM101



MM101



MM301



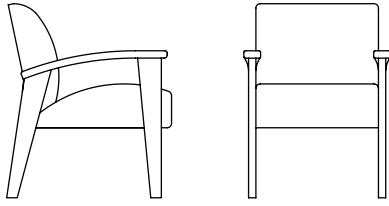
MM102



MM103

Solid hardwood external frames solid hardwood and hardwood ply CNC puzzle cut interior frames. Arm frames, arm caps, seat, back and upholstery covers are easily disassembled. Cushions feature high resiliency foam over arched tempered sinuous springs. Available with Bio-base foam and Eco-friendly fabrics.

MARCO PUBLIC AREA SEATING

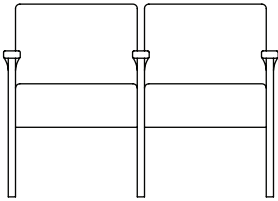


MM101 Marco Public Area Seating Chair
28"d x 25.25"w x 33.25"h
25.25" arm ht 19.5" seat ht

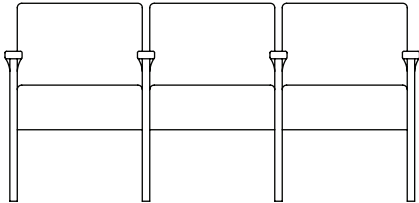
OPTIONS:

- CAL 133 compliance
- Moisture Barrier
(for seat/back units(s) and sides)

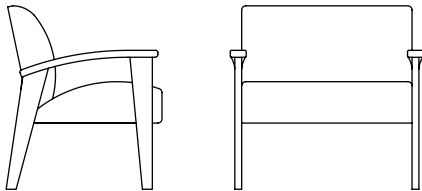
Coordinating wood and solid surface tables available



MM102 Marco Public Area Seating 2-Seat
28"d x 47.5"w x 33.25"h
25.25" arm ht 19.5" seat ht



MM103 Marco Public Area Seating 3-Seat
28"d x 69.75"w x 33.25"h
25.25" arm ht 19.5" seat ht



MM301 Marco Public Area Seating Bariatric Chair
28"d x 35"w x 33.25"h
25.25" arm ht 19.5" seat ht