



SF4101N



SF4101

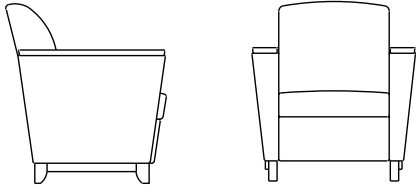


SF4102




SF4103

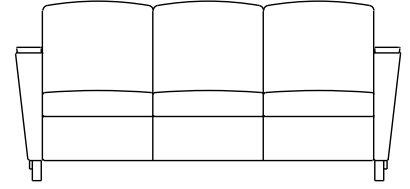
Solid hardwood and hardwood ply CNC puzzle cut interior frames. Removable/secure seat cushions feature high resiliency, institutional quality foam over arched tempered sinuous springs. Attached back cushions. Available with Bio-based foam and Eco-friendly fabrics.



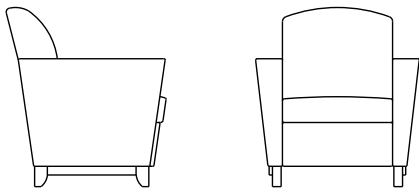
**SF4101** Exeter Chair  
31"d x 33"w x 35"h  
26.25" arm ht 18" seat ht




**SF4102** Exeter Two-Seat Sofa  
31"d x 54"w x 35"h  
26.25" arm ht 18" seat ht




**SF4103** Exeter Three-Seat Sofa  
31"d x 76"w x 35"h  
26.25" arm ht 18" seat ht



**SF4101N** Exeter Chair  
with Uphstered Arm  
31"d x 33"w x 35"h  
25" arm ht 18" seat ht



**SF4102N** Exeter Two-Seat Sofa  
with Uphstered Arm  
31"d x 54"w x 35"h  
25" arm ht 18" seat ht



**SF4103N** Exeter Three-Seat Sofa  
with Uphstered Arm  
31"d x 76"w x 35"h  
25" arm ht 18" seat ht

OPTIONS:

- CAL 133 compliance
- Moisture Barrier (for seat/back units(s) and sides)

Coordinating wood and solid surface tables available