



SF5101



SF5101

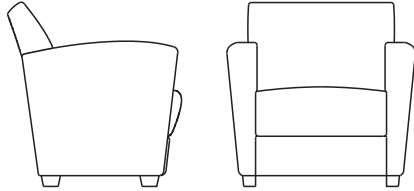


SF5102



SF5103

Solid hardwood and hardwood ply CNC puzzle cut interior frames. Fully modular, arm/sides, seat/back assembly and feet completely disassemble for maintenance and repair. Cushions feature high-resiliency foam over arched tempered sinuous springs. Seat cushions with removable covers are secured in place with elastic straps that disengage for ease of maintenance. Available with Bio-based foam and Eco-friendly fabrics.

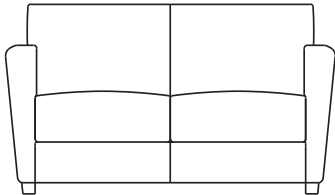


SF5101 Bristol Chair
30.5"d x 33"w x 32.5"h
25.5" arm ht 17.5" seat ht

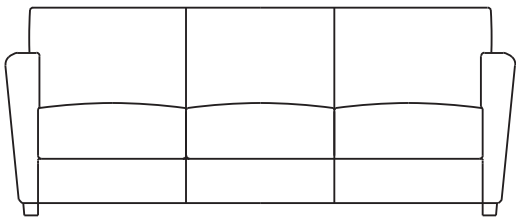
OPTIONS:

- Cal 133 compliance
- Moisture Barrier (for seat/back unit[s] and sides)

Coordinating wood and solid surface
tables available



SF5102 Bristol Two-Seat Sofa
30.5"d x 56.5"w x 32.5"h
25.5" arm ht 17.5" seat ht



SF5103 Bristol Three-Seat Sofa
30.5"d x 79.5"w x 32.5"h
25.5" arm ht 17.5" seat ht