



SF2001

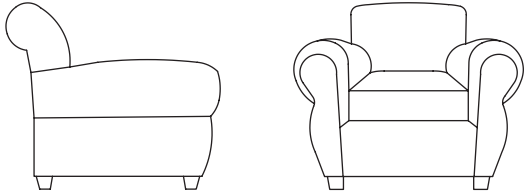


SF2003



SF2001 and SF2005

Solid hardwood and hardwood ply CNC puzzle cut interior frames. Cushions feature high-resiliency foam over arched tempered sinuous springs. Seat cushions with removable covers are secured in place with elastic straps that disengage for ease of maintenance. Available with Bio-based foam and Eco-friendly fabrics.

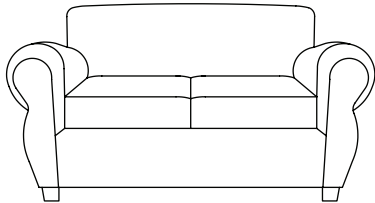


SF2001 Canyon Chair
40.5"d x 39"w x 39"h
27.5" arm ht 22" seat ht

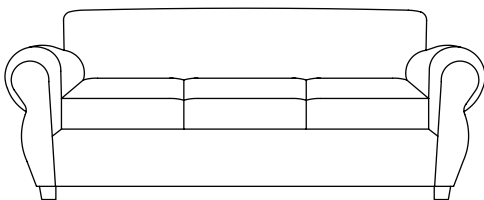
OPTIONS:

- CAL 133 compliance
- Moisture Barrier
(for seat/back units(s) and sides)

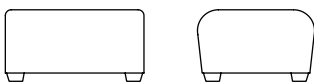
Coordinating wood and solid surface
tables available



SF2002 Canyon Two-Seat Sofa
40.5"d x 60"w x 39"h
27.5" arm ht 22" seat ht



SF2003 Canyon Three-Seat Sofa
40.5"d x 79"w x 39"h
27.5" arm ht 22" seat ht



SF2005 Canyon Ottoman
21.5"d x 24.5"w x 14.5"h